

Event: Mazda St. Louis Pro Mazda Oval Challenge
Track: Gateway Motorsports Park
Report: Section Data Report
Session: Practice 2

Round 14
1.25 mile(s)
Pro Mazda
August 25, 2018



Section Data for Car 10 - Scott, Harrison (R)

Lap	T/SF to T1	T1 to SS1	SS1 to T2	T2 to BS	BS to T3	T3 to SS2	SS2 to T4	T4 to SF	Lap	PI to PO	PO to SF	SF to PI
1	T	4.0237	3.7669	4.4137	4.2078	3.8811	5.0376	4.4439	4.0353	33.8100		39.6462
	S	144.202	115.118	118.021	135.301	146.866	131.150	132.255	143.112	133.097		100.933
2	T	3.8886	3.4976	4.3678	4.1446	3.8387	4.9284	4.4461	4.0041	33.1159		
	S	149.212	123.981	119.261	137.364	148.488	134.056	132.189	144.227	135.886		
3	T	3.8336	3.4689	4.4578	4.2345	3.8819	4.8477	4.3856	4.0070	33.1170		
	S	151.353	125.007	116.853	134.448	146.835	136.288	134.013	144.123	135.882		
4	T	3.8545	3.4143	4.2617	4.1092	3.8225	4.7843	4.3395	3.9835	32.5695		
	S	150.532	127.006	122.230	138.547	149.117	138.094	135.437	144.973	138.166		
5	T	3.8341	3.3509	4.2432	4.1056	3.8216	4.7585	4.3507	3.9849	32.4495		
	S	151.333	129.409	122.763	138.669	149.152	138.842	135.088	144.922	138.677		
6	T	3.8255	3.3619	4.2718	4.1113	3.8135	4.7177	4.3837	3.9949	32.4803		
	S	151.674	128.986	121.941	138.476	149.469	140.043	134.071	144.559	138.546		
7	T	3.8212	3.3360	4.3035	4.1472	3.8424	4.7717	4.3934	4.0147	32.6301		
	S	151.844	129.987	121.043	137.278	148.345	138.458	133.775	143.846	137.909		
8	T	3.8400	3.3594	4.2714	4.1192	4.4612				51.4814	216.9928	35.4485
	S	151.101	129.081	121.953	138.211	127.768				87.410	4.936	110.653
9	T				4.7708	4.1123	5.1078	4.4533	4.0556	235.9867		35.0268
	S				119.334	138.609	129.348	131.976	142.396	19.069		114.244
10	T	3.8883	3.4008	4.1393	4.0670	3.8263	4.7824	4.3372	3.9870	32.4283		
	S	149.224	127.510	125.845	139.985	148.969	138.149	135.508	144.846	138.768		
11	T	3.8295	3.3032	4.1347	4.0721	3.8221	4.7140	4.3142	3.9816	32.1714		
	S	151.515	131.278	125.985	139.809	149.133	140.153	136.231	145.042	139.876		
12	T	3.8304	3.2671	4.1520	4.0734	3.8214	4.6614	4.2583	3.9570	32.0210		
	S	151.480	132.728	125.460	139.765	149.160	141.735	138.019	145.944	140.533		
13	T	3.8136	3.2672	4.1848	4.0900	3.8195	4.6692	4.2812	3.9667	32.0922		
	S	152.147	132.724	124.476	139.198	149.234	141.498	137.281	145.587	140.221		
14	T	3.8166	3.2380	4.2179	4.1098	3.8401	4.6836	4.3104	3.9788	32.1952		
	S	152.027	133.921	123.500	138.527	148.434	141.063	136.351	145.144	139.772		
15	T	3.8124	3.2506	4.2156	4.0943	3.8303	4.6267	4.3013	3.9761	32.1073		
	S	152.195	133.402	123.567	139.051	148.813	142.798	136.639	145.243	140.155		
16	T	3.8193	3.2930	4.2000	4.0795	3.8233	4.6119	4.2880	3.9704	32.0854		
	S	151.920	131.684	124.026	139.556	149.086	143.256	137.063	145.451	140.251		
17	T	3.8098	3.2438	4.2213	4.0931	3.8302	4.6908	4.3024	3.9567	32.1481		
	S	152.299	133.682	123.400	139.092	148.817	140.846	136.605	145.955	139.977		
18	T	3.7941	3.2756	4.2521	4.0939	3.8174	4.6747	4.3078	3.9669	32.1825		
	S	152.929	132.384	122.506	139.065	149.316	141.331	136.433	145.580	139.828		
19	T	3.8367	3.4519	4.3256	4.1186	3.7749	4.8689	4.4024	4.0235	32.8025		
	S	151.231	125.623	120.425	138.231	150.997	135.694	133.502	143.532	137.185		

Event: Mazda St. Louis Pro Mazda Oval Challenge

Round 14

Track: Gateway Motorsports Park

1.25 mile(s)



Report: Section Data Report

Pro Mazda

Session: Practice 2

August 25, 2018

Section Data for Car 10 - Scott, Harrison (R)

Lap	T/SF to T1	T1 to SS1	SS1 to T2	T2 to BS	BS to T3	T3 to SS2	SS2 to T4	T4 to SF	Lap	PI to PO	PO to SF	SF to PI
20	T	3.8409	3.3144	4.1874	4.0902	3.8314	4.6548	4.2784	3.9511	32.1486		
	S	151.065	130.834	124.399	139.191	148.771	141.936	137.371	146.162	139.975		
21	T	3.8352	3.4815	4.3283	4.1581	5.6620						40.3005
	S	151.290	124.554	120.350	136.918	100.671						97.331

Event: Mazda St. Louis Pro Mazda Oval Challenge
Track: Gateway Motorsports Park
Report: Section Data Report
Session: Practice 2

Round 14
1.25 mile(s)



Pro Mazda
August 25, 2018

Section Data for Car 12 - de la Vara, Moises (R)

Lap	T/SF to T1	T1 to SS1	SS1 to T2	T2 to BS	BS to T3	T3 to SS2	SS2 to T4	T4 to SF	Lap	PI to PO	PO to SF	SF to PI
1	T	4.0791	3.6047	4.4607	4.2495	3.9558	5.1006	4.4690	4.1203	34.0397		43.8103
	S	142.244	120.297	116.777	133.973	144.092	129.530	131.512	140.160	132.199		91.339
2	T	3.9717	3.4383	4.4598	4.2394	3.9346	4.9874	4.4552	4.1024	33.5888		
	S	146.090	126.119	116.801	134.292	144.869	132.470	131.919	140.771	133.973		
3	T	3.9542	3.4251	4.3969	4.2109	3.9248	4.7712	4.3026	4.0195	33.0052		
	S	146.737	126.605	118.472	135.201	145.230	138.473	136.598	143.675	136.342		
4	T	3.9001	3.4742	4.3889	4.2234	4.5338				53.5713	122.6251	36.3810
	S	148.772	124.816	118.688	134.801	125.722				84.000	8.735	107.817
5	T				4.8745	4.1867	5.2325	4.4961	4.1200	140.6661		35.2313
	S				116.795	136.145	126.265	130.719	140.170	31.991		113.581
6	T	3.9383	3.4924	4.3597	4.1876	3.9039	4.7687	4.2960	3.9895	32.9361		
	S	147.329	124.166	119.483	135.953	146.008	138.545	136.808	144.755	136.628		
7	T	3.8445	3.3803	4.3194	4.1600	3.8987	4.7969	4.3252	4.0020	32.7270		
	S	150.924	128.283	120.598	136.855	146.203	137.731	135.884	144.303	137.501		
8	T	3.8602	3.4327	4.3354	4.2174	4.7667	5.7743	4.7789	4.2526	35.4182		
	S	150.310	126.325	120.152	134.993	119.580	114.418	122.984	135.799	127.053		
9	T	4.0814	3.7528	4.5432	4.8033	4.3245	5.6161	4.5921	4.1689	35.8823		
	S	142.164	115.550	114.657	118.526	131.807	117.641	127.987	138.526	125.410		
10	T	3.9851	3.4535	4.3051	4.1674	3.9115	4.7755	4.3003	4.0245	32.9229		
	S	145.599	125.564	120.998	136.612	145.724	138.348	136.671	143.496	136.683		
11	T	3.8851	3.3762	4.3042	4.1725	3.9088	4.6754	4.2802	4.0027	32.6051		
	S	149.347	128.439	121.023	136.445	145.825	141.310	137.313	144.278	138.015		
12	T	3.8650	3.3152	4.2725	4.1509	3.8966	4.7149	4.3018	3.9973	32.5142		
	S	150.123	130.802	121.921	137.155	146.281	140.126	136.624	144.473	138.401		
13	T	3.8508	3.3507	4.2861	4.1477	3.8895	4.7253	4.2671	3.9578	32.4750		
	S	150.677	129.417	121.535	137.261	146.548	139.818	137.735	145.914	138.568		
14	T	3.8249	3.4212	4.3244	4.1041	3.8311	5.0188	4.4292	4.0396	32.9933		
	S	151.697	126.750	120.458	138.719	148.782	131.641	132.694	142.960	136.391		
15	T	3.8623	3.3967	4.3650	4.1999	4.5068				50.9213	102.2784	34.7825
	S	150.228	127.664	119.338	135.555	126.476				88.372	10.473	112.772
16	T				5.0906	4.3651	5.4354	4.6039	4.1660	122.4551		36.3155
	S				111.837	130.581	121.552	127.659	138.622	36.748		110.190
17	T	3.9728	3.5371	4.3772	4.2061	4.1994				50.9604		34.6948
	S	146.050	122.597	119.005	135.355	135.734				88.304		113.057

Event: Mazda St. Louis Pro Mazda Oval Challenge
Track: Gateway Motorsports Park
Report: Section Data Report
Session: Practice 2

Round 14
1.25 mile(s)



Pro Mazda
August 25, 2018

Section Data for Car 2 - VeeKay, Rinus (R)

Lap	T/SF to T1	T1 to SS1	SS1 to T2	T2 to BS	BS to T3	T3 to SS2	SS2 to T4	T4 to SF	Lap	PO to SF	
1	T	4.1541	3.7792	4.6146	4.2901	3.9479	4.8337	4.3765	4.0683	34.0644	37.1737
	S	139.676	114.743	112.883	132.705	144.381	136.682	134.292	141.951	132.103	107.646
2	T	3.9560	3.4812	4.3371	4.1632	3.8856	4.6835	4.2896	4.0034	32.7996	
	S	146.670	124.565	120.105	136.750	146.695	141.066	137.012	144.252	137.197	
3	T	3.8919	3.3804	4.2908	4.1506	3.8728	4.6459	4.2561	3.9788	32.4673	
	S	149.086	128.280	121.401	137.165	147.180	142.207	138.091	145.144	138.601	
4	T	3.8581	3.2923	4.2468	4.1327	3.8592	4.6461	4.2739	3.9775	32.2866	
	S	150.392	131.712	122.659	137.759	147.699	142.201	137.515	145.192	139.377	
5	T	3.8332	3.2663	4.3146	4.1264	3.8050	4.8302	4.4031	4.0663	32.6451	
	S	151.369	132.761	120.732	137.970	149.803	136.781	133.480	142.021	137.846	
6	T	3.9114	3.3616	4.2278	4.1180	3.8519	4.6029	4.2331	3.9748	32.2815	
	S	148.343	128.997	123.210	138.251	147.979	143.536	138.841	145.290	139.399	
7	T	3.8467	3.2694	4.2481	4.1341	3.8584	4.6159	4.2681	3.9908	32.2315	
	S	150.838	132.635	122.622	137.713	147.730	143.132	137.702	144.708	139.615	
8	T	3.8545	3.3052	4.2401	4.1251	3.8460	4.6061	4.2510	3.9802	32.2082	
	S	150.532	131.198	122.853	138.013	148.206	143.436	138.256	145.093	139.716	
9	T	3.8529	3.2977	4.2133	4.1060	3.8525	4.6024	4.2478	3.9774	32.1500	
	S	150.595	131.497	123.634	138.655	147.956	143.552	138.360	145.195	139.969	
10	T	3.8392	3.2324	4.3316	4.1647	3.8761	4.6382	4.2447	3.9810	32.3079	
	S	151.132	134.153	120.258	136.701	147.055	142.444	138.461	145.064	139.285	
11	T	3.8467	3.2674	4.1996	4.0966	3.8427	4.6072	4.2100	3.9450	32.0152	
	S	150.838	132.716	124.038	138.973	148.333	143.402	139.603	146.388	140.558	
12	T	3.8169	3.2886	4.2132	4.1077	3.8587	4.5859	4.2296	3.9596	32.0602	
	S	152.015	131.860	123.637	138.598	147.718	144.068	138.956	145.848	140.361	
13	T	3.8291	3.2971	4.2141	4.0867	3.8358	4.6123	4.2445	3.9669	32.0865	
	S	151.531	131.521	123.611	139.310	148.600	143.243	138.468	145.580	140.246	
14	T	3.8206	3.2935	4.2510	4.0973	3.8348	4.6107	4.2089	3.9520	32.0688	
	S	151.868	131.664	122.538	138.950	148.639	143.293	139.639	146.129	140.323	
15	T	3.8123	3.2743	4.2268	4.1158	3.8561	4.6253	4.2520	3.9660	32.1286	
	S	152.199	132.436	123.240	138.325	147.818	142.841	138.224	145.613	140.062	
16	T	3.8031	3.2233	4.3500	4.1661	3.8939	4.6263	4.2084	3.9521	32.2232	
	S	152.567	134.532	119.749	136.655	146.383	142.810	139.656	146.125	139.651	
17	T	3.8166	3.3023	4.1892	4.1006	3.8582	4.5855	4.1862	3.9230	31.9616	
	S	152.027	131.313	124.346	138.838	147.737	144.081	140.396	147.209	140.794	

Event: Mazda St. Louis Pro Mazda Oval Challenge
Track: Gateway Motorsports Park
Report: Section Data Report
Session: Practice 2

Round 14
1.25 mile(s)
Pro Mazda
August 25, 2018



Section Data for Car 27 - Soler-Obel, Mathias (R)

Lap	T/SF to T1	T1 to SS1	SS1 to T2	T2 to BS	BS to T3	T3 to SS2	SS2 to T4	T4 to SF	Lap	PI to PO	PO to SF	SF to PI
1	T	4.0407	3.8574	4.5052	4.2227	3.8878	5.2402	4.5302	4.0640	34.3482		43.6024
	S	143.596	112.417	115.624	134.823	146.612	126.080	129.735	142.101	131.011		91.775
2	T	3.9120	3.7063	4.3903	4.1736	3.8623	5.0745	4.4451	4.0267	33.5908		
	S	148.320	117.000	118.650	136.409	147.580	130.196	132.219	143.418	133.965		
3	T	3.8817	3.6489	4.3469	4.1599	3.8463	5.0186	4.3910	4.0034	33.2967		
	S	149.478	118.840	119.835	136.859	148.194	131.647	133.848	144.252	135.149		
4	T	3.8487	3.5831	4.2963	4.1464	3.8414	5.0260	4.4482	4.0621	33.2522		
	S	150.759	121.023	121.246	137.304	148.383	131.453	132.127	142.168	135.329		
5	T	3.9054	3.5893	4.3254	4.1590	3.8571	5.0616	4.4400	4.0513	33.3891		
	S	148.571	120.814	120.430	136.888	147.779	130.528	132.371	142.547	134.775		
6	T	3.8903	3.6303	4.3980	4.1824	3.8586	5.0088	4.4468	4.0537	33.4689		
	S	149.147	119.449	118.442	136.122	147.722	131.904	132.169	142.462	134.453		
7	T	3.8914	3.6066	4.3455	4.1763	3.8454	4.9525	4.4142	4.0296	33.2615		
	S	149.105	120.234	119.873	136.321	148.229	133.404	133.145	143.314	135.292		
8	T	3.8731	3.6251	4.3195	4.1476	3.8451	4.9143	4.4148	4.0283	33.1678		
	S	149.810	119.621	120.595	137.264	148.241	134.441	133.127	143.361	135.674		
9	T	3.8597	3.5658	4.5780	4.6459	5.5043				54.0555	311.6621	38.3960
	S	150.330	121.610	113.785	122.542	103.555				83.248	3.437	102.159
10	T				4.9598	4.1356	5.3598	4.5484	4.0890	333.4586		37.4560
	S				114.787	137.828	123.266	129.216	141.233	13.495		106.834
11	T	3.8849	3.5797	4.2785	4.1229	3.8390	5.0168	4.4052	4.0079	33.1349		
	S	149.354	121.138	121.750	138.087	148.476	131.694	133.417	144.090	135.808		
12	T	3.8299	3.4822	4.2124	4.0960	3.8243	4.9010	4.3792	4.0123	32.7373		
	S	151.499	124.529	123.661	138.994	149.047	134.806	134.209	143.932	137.458		
13	T	3.8419	3.5177	4.2379	4.0914	3.8216	4.9023	4.3740	3.9973	32.7841		
	S	151.026	123.273	122.917	139.150	149.152	134.770	134.368	144.473	137.262		
14	T	3.8366	3.5082	4.2240	4.0856	3.8007	4.8534	4.3600	3.9883	32.6568		
	S	151.235	123.607	123.321	139.348	149.972	136.128	134.800	144.799	137.797		
15	T	3.8173	3.4567	4.2048	4.0744	3.7957	4.8625	4.3730	3.9758	32.5602		
	S	151.999	125.448	123.884	139.731	150.170	135.873	134.399	145.254	138.206		
16	T	3.8215	3.6033	4.5092	4.1802	3.8235	5.1724	4.4909	3.9596	33.5606		
	S	151.832	120.344	115.521	136.194	149.078	127.732	130.871	145.848	134.086		
17	T	3.8171	3.5615	4.4078	4.2404	4.3742						38.5331
	S	152.007	121.757	118.179	134.260	130.310						101.796

Event: Mazda St. Louis Pro Mazda Oval Challenge
Track: Gateway Motorsports Park
Report: Section Data Report
Session: Practice 2

Round 14
1.25 mile(s)
Pro Mazda
August 25, 2018



Section Data for Car 3 - Askew, Oliver (R)

Lap	T/SF to T1	T1 to SS1	SS1 to T2	T2 to BS	BS to T3	T3 to SS2	SS2 to T4	T4 to SF	Lap	PI to PO	PO to SF	SF to PI
1	T	3.9717	3.5687	4.3160	4.1711	3.8706	4.8896	4.3151	3.9704	33.0732		37.5582
	S	146.090	121.511	120.693	136.491	147.264	135.120	136.202	145.451	136.062		106.544
2	T	3.8537	3.4094	4.2780	4.1721	3.8580	4.7603	4.3647	3.9579	32.6541		
	S	150.564	127.188	121.765	136.458	147.745	138.790	134.655	145.911	137.808		
3	T	3.8173	3.3934	4.3802	4.1889	3.8460	4.8220	4.3248	3.9458	32.7184		
	S	151.999	127.788	118.924	135.911	148.206	137.014	135.897	146.358	137.537		
4	T	3.8076	3.4264	4.3741	4.1371	3.7993	4.8264	4.3545	3.9607	32.6861		
	S	152.387	126.557	119.089	137.613	150.028	136.889	134.970	145.808	137.673		
5	T	4.4661	3.8899	4.3868	4.1610	3.8562	4.7687	4.2802	3.9444	33.7533		
	S	129.918	111.478	118.745	136.822	147.814	138.545	137.313	146.410	133.320		
6	T	3.8033	3.3634	4.4943	4.9801	4.9735				53.5660	104.2993	37.0562
	S	152.559	128.928	115.904	114.319	114.607				84.009	10.270	105.853
7	T				6.4951	5.5913	6.6008	4.8958	4.3058	129.6417		41.8522
	S				87.653	101.944	100.091	120.047	134.121	34.711		95.612
8	T	4.3346	3.7219	4.2535	4.1490	3.8746	4.7590	4.3155	3.9755	33.3836		
	S	133.859	116.509	122.466	137.218	147.112	138.828	136.190	145.265	134.797		
9	T	3.8492	3.3337	4.1886	4.1071	3.8436	4.6804	4.3094	3.9556	32.2676		
	S	150.740	130.077	124.364	138.618	148.298	141.159	136.383	145.996	139.459		
10	T	3.8192	3.3463	4.3273	4.2487	3.9111	4.7956	4.3175	3.9827	32.7484		
	S	151.924	129.587	120.377	133.998	145.739	137.768	136.127	145.002	137.411		
11	T	3.8520	3.3763	4.3095	4.1993	3.8931	4.8045	4.4120	4.0264	32.8731		
	S	150.630	128.435	120.875	135.575	146.413	137.513	133.211	143.428	136.890		
12	T	3.8534	3.3779	4.2948	4.2303	5.0816				53.1562	113.9830	36.3355
	S	150.575	128.375	121.288	134.581	112.169				84.656	9.397	107.952
13	T				4.7428	4.0917	4.9270	4.3474	4.0118	132.7089		35.5466
	S				120.038	139.306	134.094	135.191	143.950	33.909		112.573
14	T	3.8708	3.4663	4.2184	4.1046	3.8384	4.7253	4.3231	3.9848	32.5317		
	S	149.899	125.101	123.485	138.702	148.499	139.818	135.950	144.926	138.327		
15	T	3.8453	3.3884	4.2060	4.0897	3.8384	4.6107	4.2981	3.9723	32.2489		
	S	150.893	127.977	123.849	139.208	148.499	143.293	136.741	145.382	139.540		
16	T	3.8366	3.3925	4.2466	4.0973	3.8351	4.6793	4.3090	3.9579	32.3543		
	S	151.235	127.822	122.665	138.950	148.627	141.192	136.395	145.911	139.085		
17	T	3.8248	3.3647	4.2360	4.0819	3.8070	4.6472	4.3207	3.9432	32.2255		
	S	151.701	128.878	122.972	139.474	149.724	142.168	136.026	146.455	139.641		
18	T	3.8013	3.4450	4.2427	4.1011	3.8399	4.6919	4.3063	3.9770	32.4052		
	S	152.639	125.874	122.778	138.821	148.441	140.813	136.481	145.210	138.867		
19	T	3.8463	3.3836	4.2539	4.1167	3.8571	4.7311	4.3579	3.9965	32.5431		
	S	150.853	128.158	122.454	138.295	147.779	139.647	134.865	144.501	138.278		

Event: Mazda St. Louis Pro Mazda Oval Challenge

Round 14

Track: Gateway Motorsports Park

1.25 mile(s)



Report: Section Data Report

Pro Mazda

Session: Practice 2

August 25, 2018

Section Data for Car 3 - Askew, Oliver (R)

Lap	T/SF to T1	T1 to SS1	SS1 to T2	T2 to BS	BS to T3	T3 to SS2	SS2 to T4	T4 to SF	Lap	PI to PO	PO to SF	SF to PI
20	T	3.8500	3.3444	4.2149	4.1793	5.9786						42.0399
	S	150.708	129.660	123.588	136.223	95.340						93.304

Event: Mazda St. Louis Pro Mazda Oval Challenge
Track: Gateway Motorsports Park
Report: Section Data Report
Session: Practice 2

Round 14
1.25 mile(s)
Pro Mazda
August 25, 2018



Section Data for Car 79 - Malukas, David (R)

Lap	T/SF to T1	T1 to SS1	SS1 to T2	T2 to BS	BS to T3	T3 to SS2	SS2 to T4	T4 to SF	Lap	PO to SF	SF to PI
1	T	4.0521	3.5551	4.3949	4.2310	3.8995	4.9240	4.4098	4.0274	33.4938	38.0345
	S	143.192	121.976	118.526	134.559	146.173	134.176	133.278	143.393	134.353	105.210
2	T	3.9080	3.4346	4.3132	4.1855	3.8759	4.8464	4.3783	4.0053	32.9472	
	S	148.472	126.255	120.771	136.022	147.063	136.324	134.236	144.184	136.582	
3	T	3.8737	3.4048	4.3425	4.2203	3.8955	4.8333	4.3351	3.9737	32.8789	
	S	149.786	127.360	119.956	134.900	146.323	136.694	135.574	145.331	136.866	
4	T	3.8597	3.4078	4.3375	4.2208	3.8908	4.7434	4.3084	3.9671	32.7355	
	S	150.330	127.248	120.094	134.884	146.499	139.284	136.414	145.572	137.465	
5	T	3.9155	3.4468	4.3791	4.2226	3.8805	4.7378	4.3412	3.9691	32.8926	
	S	148.187	125.808	118.953	134.826	146.888	139.449	135.384	145.499	136.809	
6	T	3.8416	3.3892	4.3289	4.1991	3.8725	4.7421	4.3030	3.9644	32.6408	
	S	151.038	127.947	120.333	135.581	147.192	139.323	136.585	145.671	137.864	
7	T	3.8648	3.4068	4.3273	4.2185	3.8823	4.7512	4.3334	3.9911	32.7754	
	S	150.131	127.286	120.377	134.957	146.820	139.056	135.627	144.697	137.298	
8	T	3.9058	3.4076	4.3281	4.2059	3.8921	5.0767	4.5275	4.0424	33.3861	
	S	148.555	127.256	120.355	135.362	146.451	130.140	129.813	142.861	134.787	
9	T	3.8990	3.4737	4.3131	4.2010	3.8958	4.8007	4.3596	4.0173	32.9602	
	S	148.814	124.834	120.774	135.520	146.311	137.622	134.812	143.753	136.528	
10	T	3.9082	3.3734	4.3314	4.2208	3.8952	4.7449	4.3510	4.0105	32.8354	
	S	148.464	128.546	120.263	134.884	146.334	139.240	135.079	143.997	137.047	
11	T	3.8922	3.4017	4.3054	4.1998	3.8885	4.7900	4.3615	4.0102	32.8493	
	S	149.074	127.476	120.990	135.558	146.586	137.929	134.753	144.008	136.989	
12	T	3.8929	3.4137	4.3290	4.2084	3.9043	4.7739	4.3383	4.0078	32.8683	
	S	149.048	127.028	120.330	135.281	145.993	138.395	135.474	144.094	136.910	
13	T	3.9342	3.4327	4.2504	4.1594	3.8677	4.7889	4.3306	4.0010	32.7649	
	S	147.483	126.325	122.555	136.875	147.374	137.961	135.715	144.339	137.342	
14	T	3.9175	3.4772	4.3673	4.2130	3.9032	4.8302	4.3754	4.0381	33.1219	
	S	148.112	124.708	119.275	135.134	146.034	136.781	134.325	143.013	135.862	
15	T	3.9063	3.3724	4.2730	4.1900	3.8951	4.7307	4.3297	4.0007	32.6979	
	S	148.536	128.584	121.907	135.875	146.338	139.658	135.743	144.350	137.624	
16	T	3.8834	3.3807	4.2928	4.1928	3.8942	4.7374	4.3342	3.9921	32.7076	
	S	149.412	128.268	121.345	135.785	146.372	139.461	135.602	144.661	137.583	
17	T	3.8703	3.3731	4.3383	4.2111	3.9063	4.8058	4.3681	4.0100	32.8830	
	S	149.918	128.557	120.072	135.195	145.918	137.476	134.550	144.015	136.849	
18	T	3.8698	3.3596	4.2873	4.1935	3.8810	4.6928	4.2921	3.9701	32.5462	
	S	149.937	129.074	121.500	135.762	146.869	140.786	136.932	145.462	138.265	
19	T	3.8511	3.3807	4.3359	4.2118	3.8825	4.7141	4.3342	3.9793	32.6896	
	S	150.665	128.268	120.139	135.172	146.813	140.150	135.602	145.126	137.658	

Event: Mazda St. Louis Pro Mazda Oval Challenge
Track: Gateway Motorsports Park
Report: Section Data Report
Session: Practice 2

Round 14
1.25 mile(s)
Pro Mazda
August 25, 2018



Section Data for Car 79 - Malukas, David (R)

Lap	T/SF to T1	T1 to SS1	SS1 to T2	T2 to BS	BS to T3	T3 to SS2	SS2 to T4	T4 to SF	Lap	PO to SF	SF to PI
20	T	3.8730	3.4329	4.2884	4.1809	3.8593	4.7595	4.3684	3.9986	32.7610	
	S	149.813	126.318	121.469	136.171	147.695	138.813	134.541	144.426	137.358	
21	T	3.8653	3.4189	4.3282	4.1824	3.8604	5.0021	4.4657	3.9859	33.1089	
	S	150.112	126.835	120.352	136.122	147.653	132.081	131.609	144.886	135.915	
22	T	3.8989	3.4909	4.3207	4.1913	3.8910	4.8218	4.3786	4.0362	33.0294	
	S	148.818	124.219	120.561	135.833	146.492	137.020	134.227	143.080	136.242	
23	T	3.9061	3.4453	4.2341	4.1461	3.8671	4.6972	4.2794	3.9711	32.5464	
	S	148.544	125.863	123.027	137.314	147.397	140.654	137.339	145.426	138.264	
24	T	3.8682	3.3999	4.2492	4.1522	3.8637	4.6658	4.2671	3.9528	32.4189	
	S	149.999	127.544	122.590	137.112	147.527	141.601	137.735	146.099	138.808	
25	T	3.8467	3.3529	4.2630	4.1539	3.8649	4.6598	4.3015	3.9723	32.4150	
	S	150.838	129.332	122.193	137.056	147.481	141.783	136.633	145.382	138.825	
26	T	3.8606	3.3550	4.2509	4.1691	3.8829	4.6372	4.2687	3.9497	32.3741	
	S	150.295	129.251	122.541	136.557	146.797	142.474	137.683	146.214	139.000	
27	T	4.0620	3.7486	4.6988	4.8825	5.6524					40.9709
	S	142.843	115.680	110.860	116.604	100.842					95.739

Event: Mazda St. Louis Pro Mazda Oval Challenge
Track: Gateway Motorsports Park
Report: Section Data Report
Session: Practice 2

Round 14
1.25 mile(s)
Pro Mazda
August 25, 2018



Section Data for Car 8 - Lastochkin, Nikita

Lap	T/SF to T1	T1 to SS1	SS1 to T2	T2 to BS	BS to T3	T3 to SS2	SS2 to T4	T4 to SF	Lap	PI to PO	PO to SF	SF to PI
1	T	4.0010	3.7424	4.4793	4.2954	3.9462	5.3334	4.5610	4.1020	34.4607		38.3806
	S	145.021	115.871	116.293	132.541	144.443	123.876	128.859	140.785	130.584		104.261
2	T	3.9626	3.7019	4.4472	4.2723	3.9403	5.2647	4.5166	4.0643	34.1699		
	S	146.426	117.139	117.132	133.258	144.659	125.493	130.126	142.091	131.695		
3	T	3.9191	3.6131	4.8236	4.7188	4.0715	5.2459	4.5930	4.0909	35.0759		
	S	148.051	120.018	107.992	120.649	139.998	125.943	127.962	141.167	128.293		
4	T	3.9404	3.6714	4.4809	4.2920	3.9457	5.2299	4.5471	4.0968	34.2042		
	S	147.251	118.112	116.251	132.646	144.461	126.328	129.253	140.964	131.563		
5	T	3.9589	3.6743	4.5315	4.3013	3.9452	5.1866	4.5388	4.0887	34.2253		
	S	146.563	118.019	114.953	132.360	144.479	127.382	129.490	141.243	131.482		
6	T	3.9396	3.6060	4.4451	4.2489	3.9007	5.2385	4.6123	4.1104	34.1015		
	S	147.281	120.254	117.187	133.992	146.128	126.120	127.426	140.497	131.959		
7	T	3.9338	3.6744	4.4160	4.2094	3.8879	5.2105	4.5360	4.0861	33.9541		
	S	147.498	118.016	117.959	135.249	146.609	126.798	129.570	141.333	132.532		
8	T	3.9460	3.7019	4.4402	4.1889	3.8840	5.1355	4.4852	4.0731	33.8548		
	S	147.042	117.139	117.317	135.911	146.756	128.650	131.037	141.784	132.921		
9	T	3.9318	3.6556	4.4553	4.2053	3.8958	5.1598	4.5323	4.0944	33.9303		
	S	147.573	118.622	116.919	135.381	146.311	128.044	129.675	141.046	132.625		
10	T	3.9284	3.6595	4.3986	4.1812	3.8792	5.1421	4.4900	4.0630	33.7420		
	S	147.701	118.496	118.426	136.161	146.938	128.485	130.897	142.136	133.365		
11	T	3.9015	3.6031	4.3953	4.1748	3.8906	5.1358	4.4904	4.0694	33.6609		
	S	148.719	120.351	118.515	136.370	146.507	128.642	130.885	141.913	133.686		
12	T	3.9373	3.6713	4.4485	4.1992	3.9012	5.2198	4.5506	4.0824	34.0103		
	S	147.367	118.115	117.098	135.578	146.109	126.572	129.154	141.461	132.313		
13	T	3.9415	3.7940	4.6645	4.3131	5.4918				57.4265	101.1152	41.2700
	S	147.210	114.295	111.675	131.997	103.791				78.361	10.593	95.045
14	T				4.9416	4.1914	5.3035	4.5988	4.1340	120.8294		35.8707
	S				115.209	135.993	124.575	127.800	139.695	37.243		111.556
15	T	3.9606	3.6052	4.3907	4.2506	3.9265	5.1508	4.5304	4.1051	33.9199		
	S	146.500	120.281	118.639	133.938	145.167	128.268	129.730	140.679	132.665		
16	T	3.9399	3.5924	4.5182	4.3080	3.9470	5.0802	4.4993	4.0875	33.9725		
	S	147.270	120.709	115.291	132.154	144.413	130.050	130.626	141.284	132.460		
17	T	3.9329	3.5846	4.4704	4.2796	3.9411	5.2035	4.5532	4.1029	34.0682		
	S	147.532	120.972	116.524	133.031	144.630	126.969	129.080	140.754	132.088		
18	T	4.0133	3.8896	4.5148	4.2200	3.9034	5.1114	4.5127	4.0821	34.2473		
	S	144.576	111.486	115.378	134.910	146.027	129.257	130.238	141.471	131.397		
19	T	3.9111	3.5940	4.6787	4.3493	3.9774	5.0962	4.5190	4.0968	34.2225		
	S	148.354	120.656	111.336	130.899	143.310	129.642	130.057	140.964	131.492		

Event: Mazda St. Louis Pro Mazda Oval Challenge

Round 14

Track: Gateway Motorsports Park

1.25 mile(s)



Report: Section Data Report

Pro Mazda

Session: Practice 2

August 25, 2018

Section Data for Car 8 - Lastochkin, Nikita

Lap	T/SF to T1	T1 to SS1	SS1 to T2	T2 to BS	BS to T3	T3 to SS2	SS2 to T4	T4 to SF	Lap	PI to PO	PO to SF	SF to PI
20	T	3.9264	3.5464	4.3922	4.2324	3.9277	5.1760	4.5364	4.1003	33.8378		
	S	147.776	122.275	118.599	134.514	145.123	127.643	129.558	140.843	132.987		
21	T	3.9248	3.8810	6.3892	4.9601	4.1721	5.4773	4.7126	4.1663	37.6834		
	S	147.836	111.733	81.530	114.780	136.622	120.622	124.714	138.612	119.416		
22	T	3.9650	3.7335	4.4149	4.2021	3.9019	5.1295	4.5384	4.0968	33.9821		
	S	146.337	116.147	117.989	135.484	146.083	128.800	129.501	140.964	132.423		
23	T	4.5470	4.7222	5.0202	4.7010	5.5489						46.8490
	S	127.607	91.829	103.763	121.106	102.723						83.726

Event: Mazda St. Louis Pro Mazda Oval Challenge
Track: Gateway Motorsports Park
Report: Section Data Report
Session: Practice 2

Round 14
1.25 mile(s)
Pro Mazda
August 25, 2018



Section Data for Car 82 - Robb, Sting Ray

Lap	T/SF to T1	T1 to SS1	SS1 to T2	T2 to BS	BS to T3	T3 to SS2	SS2 to T4	T4 to SF	Lap	PI to PO	PO to SF	SF to PI	
1	T	4.1071	3.7551	4.7469	4.4826	4.7608	5.9771	4.8988	4.2425	55.8534	126.3312	40.6314	38.6797
	S	141.274	115.479	109.737	127.006	119.728	110.536	119.974	136.123	80.568	8.479	98.485	101.410
2	T				4.8170	4.1261	5.0646	4.5653	4.1092	143.7076		34.5501	
	S				118.189	138.145	130.451	128.738	140.538	31.314		115.820	
3	T	3.9190	3.3576	4.3662	4.2609	3.9256	4.7307	4.4076	4.0361	33.0037			
	S	148.055	129.151	119.305	133.615	145.201	139.658	133.344	143.084	136.348			
4	T	3.8858	3.3739	4.4023	4.2787	3.9349	4.7862	4.4239	4.0546	33.1403			
	S	149.320	128.527	118.327	133.059	144.858	138.039	132.853	142.431	135.786			
5	T	3.8985	3.3857	4.3779	4.2547	3.9313	4.7557	4.4121	4.0479	33.0638			
	S	148.833	128.079	118.986	133.809	144.990	138.924	133.208	142.667	136.101			
6	T	3.8777	3.2517	4.4493	4.2772	3.9276	5.1033	4.5402	4.0684	33.4954			
	S	149.632	133.357	117.077	133.105	145.127	129.462	129.450	141.948	134.347			
7	T	3.8780	3.4290	4.4586	4.2749	3.9104	4.7560	4.5133	4.0450	33.2652			
	S	149.620	126.461	116.832	133.177	145.765	138.915	130.221	142.769	135.277			
8	T	3.8513	3.3340	4.4280	4.2802	3.9282	4.7474	4.5757	4.0818	33.2266			
	S	150.658	130.065	117.640	133.012	145.105	139.167	128.445	141.482	135.434			
9	T	3.8829	3.3083	4.5840	4.3318	3.9440	4.7977	4.4935	4.0759	33.4181			
	S	149.431	131.075	113.636	131.428	144.523	137.708	130.795	141.686	134.658			
10	T	3.8874	3.3280	4.4107	4.2404	3.9007	4.8513	4.6492	4.1294	33.3971			
	S	149.258	130.299	118.101	134.260	146.128	136.187	126.415	139.851	134.742			
11	T	3.8928	3.3600	4.4410	4.2700	3.9054	4.8043	4.6052	4.0865	33.3652			
	S	149.051	129.058	117.295	133.330	145.952	137.519	127.623	141.319	134.871			
12	T	3.9468	3.6200	4.4496	4.2480	3.9110	5.3541	4.6544	4.1344	34.3183			
	S	147.012	119.789	117.069	134.020	145.743	123.397	126.273	139.682	131.125			
13	T	3.9457	3.6604	4.5993	4.2989	3.9129	5.0077	4.5926	4.0405	34.0580			
	S	147.053	118.467	113.258	132.433	145.672	131.933	127.973	142.928	132.128			
14	T	3.8772	3.5955	4.5012	4.2906	3.9157	4.7141	4.4966	4.0380	33.4289			
	S	149.651	120.605	115.727	132.690	145.568	140.150	130.705	143.016	134.614			
15	T	3.8617	3.3296	4.4450	4.3060	3.9254	4.7902	4.4665	4.0358	33.1602			
	S	150.252	130.237	117.190	132.215	145.208	137.924	131.586	143.094	135.705			
16	T	3.8556	3.3153	4.7401	4.3733	3.9703	4.8243	4.4728	4.0531	33.6048			
	S	150.489	130.799	109.894	130.180	143.566	136.949	131.400	142.484	133.909			
17	T	3.8957	3.4001	4.3820	4.2600	3.9233	4.7183	4.4288	4.0265	33.0347			
	S	148.940	127.536	118.875	133.643	145.286	140.025	132.706	143.425	136.220			
18	T	3.8636	3.3420	4.4112	4.2696	3.9332	5.0982	4.5553	4.0929	33.5660			
	S	150.178	129.754	118.088	133.342	144.920	129.591	129.021	141.098	134.064			
19	T	3.8835	3.4463	4.4741	4.2617	3.9080	4.7953	4.4436	4.0342	33.2467			
	S	149.408	125.827	116.428	133.589	145.855	137.777	132.264	143.151	135.352			

Event: Mazda St. Louis Pro Mazda Oval Challenge

Round 14

Track: Gateway Motorsports Park

1.25 mile(s)



Report: Section Data Report

Pro Mazda

Session: Practice 2

August 25, 2018

Section Data for Car 82 - Robb, Sting Ray

Lap	T/SF to T1	T1 to SS1	SS1 to T2	T2 to BS	BS to T3	T3 to SS2	SS2 to T4	T4 to SF	Lap	PI to PO	PO to SF	SF to PI
20	T	3.8646	3.3627	4.4303	4.2290	3.8991	4.7146	4.4186	4.0322	32.9511		
	S	150.139	128.955	117.579	134.622	146.188	140.135	133.012	143.222	136.566		
21	T	3.8835	3.3691	4.3853	4.2348	3.9209	4.7190	4.4369	4.0384	32.9879		
	S	149.408	128.710	118.785	134.438	145.375	140.005	132.463	143.002	136.414		
22	T	3.8729	3.3410	4.3422	4.2327	3.9184	4.7772	4.4318	4.0500	32.9662		
	S	149.817	129.792	119.964	134.505	145.468	138.299	132.616	142.593	136.503		
23	T	4.1544	4.1437	5.0054	5.0337	6.4138						43.0812
	S	139.666	104.650	104.069	113.101	88.871						91.049

Event: Mazda St. Louis Pro Mazda Oval Challenge
Track: Gateway Motorsports Park
Report: Section Data Report
Session: Practice 2

Round 14
1.25 mile(s)
Pro Mazda
August 25, 2018



Section Data for Car 83 - Finelli, Charles

Lap	T/SF to T1	T1 to SS1	SS1 to T2	T2 to BS	BS to T3	T3 to SS2	SS2 to T4	T4 to SF	Lap	PO to SF	
1	T	4.3747	4.3431	5.1599	4.5720	4.2622	5.8786	4.8705	4.2482	37.7092	43.7981
	S	132.632	99.845	100.953	124.523	133.734	112.388	120.671	135.940	119.334	91.364
2	T	4.2550	3.9062	4.7599	4.4176	4.1856	5.7426	4.8902	4.2573	36.4144	
	S	136.364	111.012	109.437	128.875	136.181	115.049	120.185	135.649	123.577	
3	T	4.1506	3.7878	4.5938	4.3337	4.1584	5.7210	4.8028	4.2382	35.7863	
	S	139.794	114.482	113.394	131.370	137.072	115.484	122.372	136.261	125.746	
4	T	4.1091	3.6630	4.4750	4.2647	4.0617	5.5339	4.5179	4.1061	34.7314	
	S	141.205	118.383	116.404	133.495	140.335	119.388	130.089	140.644	129.566	
5	T	3.9739	3.5125	4.5308	4.3322	4.0457	5.2327	4.5455	4.1500	34.3233	
	S	146.010	123.455	114.971	131.415	140.890	126.260	129.299	139.157	131.106	
6	T	4.0179	3.5315	4.6776	4.3497	4.0526	5.4737	4.6578	4.1619	34.9227	
	S	144.411	122.791	111.362	130.887	140.650	120.701	126.181	138.759	128.856	
7	T	4.1265	3.8149	4.5279	4.2947	4.0555	5.4613	4.5835	4.1492	35.0135	
	S	140.610	113.669	115.044	132.563	140.550	120.975	128.227	139.183	128.522	
8	T	4.0922	3.7345	4.5019	4.2394	3.9611	5.1627	4.4564	4.0730	34.2212	
	S	141.789	116.116	115.709	134.292	143.899	127.972	131.884	141.787	131.497	
9	T	4.0089	3.6064	4.4279	4.2451	3.9911	5.3288	4.5123	4.1007	34.2212	
	S	144.735	120.241	117.642	134.112	142.818	123.983	130.250	140.830	131.497	
10	T	4.0351	3.6870	4.4898	4.2462	4.0157	5.2444	4.5439	4.1253	34.3874	
	S	143.795	117.612	116.021	134.077	141.943	125.979	129.344	139.990	130.862	
11	T	4.0147	3.5534	4.4131	4.3066	4.0568	5.3103	4.5306	4.1395	34.3250	
	S	144.526	122.034	118.037	132.197	140.505	124.415	129.724	139.510	131.100	
12	T	4.0469	3.6455	4.4325	4.2321	3.9614	5.1266	4.5259	4.1355	34.1064	
	S	143.376	118.951	117.520	134.524	143.889	128.873	129.859	139.645	131.940	
13	T	4.1365	3.9216	4.5075	4.2775	3.9783	5.1389	4.5664	4.1562	34.6829	
	S	140.270	110.576	115.565	133.096	143.277	128.565	128.707	138.949	129.747	
14	T	3.9992	3.5884	4.5164	4.2744	3.9719	5.0855	4.5698	4.1458	34.1514	
	S	145.086	120.844	115.337	133.193	143.508	129.915	128.611	139.298	131.766	
15	T	4.0294	3.5519	4.4351	4.2682	4.0428	5.2834	4.5176	4.1271	34.2555	
	S	143.998	122.086	117.451	133.386	140.991	125.049	130.097	139.929	131.366	
16	T	4.0098	3.5461	4.3720	4.2351	4.0014	5.4181	4.6277	4.1345	34.3447	
	S	144.702	122.285	119.147	134.429	142.450	121.940	127.002	139.678	131.025	
17	T	4.0094	3.8505	4.6022	4.2953	3.9952	5.2748	4.5688	4.1256	34.7218	
	S	144.717	112.618	113.187	132.544	142.671	125.252	128.639	139.980	129.602	
18	T	3.9748	3.5361	4.4957	4.2707	3.9629					
	S	145.976	122.631	115.868	133.308	143.834					

Event: Mazda St. Louis Pro Mazda Oval Challenge
Track: Gateway Motorsports Park
Report: Section Data Report
Session: Practice 2

Round 14
1.25 mile(s)
Pro Mazda
August 25, 2018



Section Data for Car 9 - Megennis, Robert (R)

Lap	T/SF to T1	T1 to SS1	SS1 to T2	T2 to BS	BS to T3	T3 to SS2	SS2 to T4	T4 to SF	Lap	PI to PO	PO to SF	SF to PI
1	T	3.9984	3.6312	4.4547	4.1973	3.8758	4.7943	4.4548	4.0559	33.4624		36.7713
	S	145.115	119.420	116.935	135.639	147.066	137.806	131.931	142.385	134.479		108.824
2	T	3.8904	3.3682	4.4986	4.2296	3.8959	4.7852	4.4974	4.0515	33.2168		
	S	149.143	128.744	115.794	134.603	146.308	138.068	130.682	142.540	135.474		
3	T	3.8785	3.3515	4.6467	4.3137	3.9353	4.7744	4.4299	4.0374	33.3674		
	S	149.601	129.386	112.103	131.979	144.843	138.380	132.673	143.038	134.862		
4	T	3.8784	3.3626	4.4334	4.2190	3.8858	4.7382	4.4534	4.0606	33.0314		
	S	149.605	128.959	117.497	134.941	146.688	139.437	131.973	142.220	136.234		
5	T	3.8948	3.3409	4.3846	4.2200	4.7769				50.8219	206.2183	34.7616
	S	148.975	129.796	118.804	134.910	119.324				88.545	5.194	112.840
6	T				5.7802	4.6202	5.1188	4.4458	4.0669	227.4734		37.3154
	S				98.495	123.371	129.070	132.198	142.000	19.783		107.237
7	T	3.9086	3.4425	4.3266	4.1441	3.8598	4.7070	4.2824	3.9720	32.6430		
	S	148.449	125.966	120.397	137.380	147.676	140.362	137.242	145.393	137.855		
8	T	3.8311	3.3137	4.2881	4.1319	3.8605	4.5801	4.6075	4.1364	32.7493		
	S	151.452	130.862	121.478	137.786	147.649	144.251	127.559	139.614	137.408		
9	T	3.8944	3.3236	4.4479	4.2269	3.8912	4.7215	4.4236	4.0278	32.9569		
	S	148.990	130.472	117.113	134.689	146.484	139.930	132.862	143.379	136.542		
10	T	3.8321	3.2014	4.4817	4.1854	3.8630	4.9981	4.5397	4.0027	33.1041		
	S	151.412	135.452	116.230	136.025	147.554	132.187	129.464	144.278	135.935		
11	T	3.8847	3.5788	4.4267	4.1661	3.8440	5.0498	4.5558	4.1144	33.6203		
	S	149.362	121.168	117.674	136.655	148.283	130.833	129.006	140.361	133.848		
12	T	3.9101	3.3523	4.3562	4.1597	3.8718	4.6878	4.3727	4.0179	32.7285		
	S	148.392	129.355	119.579	136.865	147.218	140.936	134.408	143.732	137.495		
13	T	3.8582	3.3113	4.3045	4.1473	3.8528	4.6738	4.3589	4.0126	32.5194		
	S	150.388	130.957	121.015	137.274	147.944	141.359	134.834	143.922	138.379		
14	T	3.8521	3.3277	4.4315	4.1838	3.8620	4.7146	4.3497	4.0081	32.7295		
	S	150.626	130.311	117.547	136.077	147.592	140.135	135.119	144.083	137.491		
15	T	3.8373	3.2877	4.3912	4.2139	3.8891	4.6300	4.3706	4.0006	32.6204		
	S	151.207	131.897	118.626	135.105	146.563	142.696	134.473	144.353	137.950		
16	T	3.8324	3.2890	4.3342	4.1599	3.8650	4.6614	4.4080	4.0380	32.5879		
	S	151.400	131.844	120.186	136.859	147.477	141.735	133.332	143.016	138.088		
17	T	3.8503	3.2951	4.3742	4.1351	3.8523	4.6535	4.3712	4.0057	32.5374		
	S	150.697	131.600	119.087	137.679	147.964	141.975	134.454	144.170	138.302		
18	T	3.8346	3.2724	4.3043	4.1211	3.8268	4.6179	4.4086	4.0134	32.3991		
	S	151.314	132.513	121.021	138.147	148.950	143.070	133.314	143.893	138.893		
19	T	3.8307	3.2827	4.3084	4.1263	3.8391	4.6242	4.3374	3.9797	32.3285		
	S	151.468	132.097	120.905	137.973	148.472	142.875	135.502	145.111	139.196		

Event: Mazda St. Louis Pro Mazda Oval Challenge

Round 14

Track: Gateway Motorsports Park

1.25 mile(s)



Report: Section Data Report

Pro Mazda

Session: Practice 2

August 25, 2018

Section Data for Car 9 - Megennis, Robert (R)

Lap	T/SF to T1	T1 to SS1	SS1 to T2	T2 to BS	BS to T3	T3 to SS2	SS2 to T4	T4 to SF	Lap	PI to PO	PO to SF	SF to PI
20	T	3.8049	3.2390	4.4585	4.1720	3.8556	4.6657	4.3943	3.9689	32.5589		
	S	152.495	133.880	116.835	136.462	147.837	141.604	133.748	145.506	138.211		
21	T	4.1268	3.7490	4.5783	4.3373	4.5508						38.5406
	S	140.600	115.667	113.778	131.261	125.253						101.776

Event: Mazda St. Louis Pro Mazda Oval Challenge
Track: Gateway Motorsports Park
Report: Section Data Report
Session: Practice 2

Round 14
1.25 mile(s)
Pro Mazda
August 25, 2018



Section Data for Car 90 - Thompson, Parker (R)

Lap	T/SF to T1	T1 to SS1	SS1 to T2	T2 to BS	BS to T3	T3 to SS2	SS2 to T4	T4 to SF	Lap	PI to PO	PO to SF	SF to PI
1	T	3.9622	3.7447	4.5475	4.2837	4.6784	5.2623	4.5047	4.1030	35.0865		35.8389
	S	146.441	115.800	114.548	132.903	121.837	125.550	130.470	140.751	128.254		111.655
2	T	3.9531	3.4823	4.2872	4.2081	3.9151	4.9357	4.3884	4.0276	33.1975		
	S	146.778	124.526	121.503	135.291	145.590	133.858	133.927	143.386	135.552		
3	T	3.8950	3.4321	4.2863	4.2190	3.9161	4.8166	4.3141	4.0016	32.8808		
	S	148.967	126.347	121.529	134.941	145.553	137.168	136.234	144.317	136.858		
4	T	3.8684	3.3685	4.3259	4.2564	3.9180	4.7010	4.2860	3.9790	32.7032		
	S	149.992	128.733	120.416	133.756	145.482	140.541	137.127	145.137	137.601		
5	T	3.8634	3.4308	4.2916	4.2426	3.9468	4.9432	4.3926	4.0662	33.1772		
	S	150.186	126.395	121.379	134.191	144.421	133.655	133.799	142.024	135.635		
6	T	3.9127	3.3606	4.2645	4.2504	3.9480	4.8452	4.3340	4.0309	32.9463		
	S	148.293	129.035	122.150	133.945	144.377	136.358	135.609	143.268	136.586		
7	T	3.8880	3.4895	4.3489	4.2206	4.4307				50.3527	72.7579	34.1861
	S	149.235	124.269	119.780	134.890	128.648				89.370	14.722	114.740
8	T				5.1456	4.2527	5.1041	4.4373	4.0771	90.9209		34.3296
	S				110.642	134.032	129.441	132.452	141.645	49.494		116.564
9	T	3.9263	3.4303	4.2391	4.1991	3.9246	4.7617	4.3280	4.0238	32.8329		
	S	147.780	126.414	122.882	135.581	145.238	138.749	135.797	143.521	137.058		
10	T	3.8857	3.3439	4.2122	4.1940	3.9224	4.6993	4.3207	4.0148	32.5930		
	S	149.324	129.680	123.667	135.746	145.319	140.592	136.026	143.843	138.066		
11	T	3.8725	3.2813	4.2292	4.1815	3.8790	4.7933	4.4080	4.0259	32.6707		
	S	149.833	132.154	123.170	136.152	146.945	137.834	133.332	143.446	137.738		
12	T	3.8559	3.6131	4.3294	4.1763	3.9051	4.6961	4.3244	4.0450	32.9453		
	S	150.478	120.018	120.319	136.321	145.963	140.687	135.910	142.769	136.590		
13	T	3.9017	3.2842	4.3948	4.2883	3.9749	4.7408	4.3325	4.0499	32.9671		
	S	148.711	132.037	118.529	132.761	143.400	139.361	135.655	142.596	136.500		
14	T	3.9028	3.3955	4.2268	4.2060	3.9358	4.6960	4.3289	4.0270	32.7188		
	S	148.669	127.709	123.240	135.359	144.824	140.690	135.768	143.407	137.536		
15	T	3.8870	3.3257	4.2920	4.1815	3.9152	4.6205	4.2531	3.9825	32.4575		
	S	149.274	130.390	121.367	136.152	145.586	142.989	138.188	145.009	138.643		
16	T	3.8591	3.2812	4.4631	4.3060	3.9829	4.6937	4.3075	4.0231	32.9166		
	S	150.353	132.158	116.715	132.215	143.112	140.759	136.443	143.546	136.709		
17	T	3.8864	3.3223	4.2555	4.2279	3.9264	4.6489	4.3165	4.0229	32.6068		
	S	149.297	130.523	122.408	134.657	145.171	142.116	136.158	143.553	138.008		
18	T	3.8857	3.3642	4.3167	4.1836	3.8976	4.8706	4.3788	4.0072	32.9044		
	S	149.324	128.897	120.673	136.083	146.244	135.647	134.221	144.116	136.760		
19	T	3.8245	3.4155	4.3225	4.2154	3.8880	4.6845	4.3270	3.9898	32.6672		
	S	151.713	126.961	120.511	135.057	146.605	141.036	135.828	144.744	137.753		

Event: Mazda St. Louis Pro Mazda Oval Challenge
Track: Gateway Motorsports Park
Report: Section Data Report
Session: Practice 2

Round 14
1.25 mile(s)



Pro Mazda
August 25, 2018

Section Data for Car 90 - Thompson, Parker (R)

Lap	T/SF to T1	T1 to SS1	SS1 to T2	T2 to BS	BS to T3	T3 to SS2	SS2 to T4	T4 to SF	Lap	PI to PO	PO to SF	SF to PI	
20	T	3.8225	3.4392	4.2747	4.1199	3.8459	4.6180	4.3508	4.0288	32.4998			
	S	151.793	126.086	121.859	138.187	148.210	143.067	135.085	143.343	138.462			
21	T	3.8513	3.4015	4.2730	4.1337	3.8571	4.7023	4.3546	4.0058	32.5793			
	S	150.658	127.484	121.907	137.726	147.779	140.502	134.967	144.166	138.125			
22	T	3.8439	3.3362	4.2061	4.1416	3.8466	4.6075	4.2795	3.9698	32.2312			
	S	150.948	129.979	123.846	137.463	148.183	143.393	137.336	145.473	139.616			
23	T	3.8195	3.2948	4.2994	4.2277	3.9142	4.6186	4.3632	4.0321	32.5695			
	S	151.912	131.612	121.159	134.664	145.624	143.048	134.701	143.226	138.166			
24	T	3.8597	3.3054	4.2411	4.2003	3.9066	4.7157	4.5773	6.1110	34.9171			
	S	150.330	131.190	122.824	135.542	145.907	140.103	128.400	94.502	128.877			

Event: Mazda St. Louis Pro Mazda Oval Challenge

Track: Gateway Motorsports Park

Report: Section Data Report

Session: Practice 2

Round 14

1.25 mile(s)








Pro Mazda

August 25, 2018

Section Data for Car

Report Support Information

Section Legend	
Name	Length
SF to T1	0.161174 miles
T1 to SS1	0.120455 miles
SS1 to T2	0.144697 miles
T2 to BS	0.158144 miles
BS to T3	0.158333 miles
T3 to SS2	0.183523 miles
SS2 to T4	0.163258 miles
T4 to SF	0.160417 miles
T1 to T2	0.265152 miles
T2 to T3	0.316477 miles
T3 to T4	0.346780 miles
Lap	1.250000 miles
PI to PO	0.297538 miles
PO to SF	1.111553 miles
SF to PI	1.089583 miles
PO to T2	0.287879 miles
T3 to PI	0.346780 miles
PO to PI	0.951136 miles

Color Legend	
	Fastest Lap
	Section Under Caution
	Section Under Green
	Section Time Data
	Section Speed Data

