

Event: Chris Griffis Memorial OT - Pro Mazda

Track: Indianapolis Motor Speedway RC

2.439 mile(s)



Report: Section Data Report

Pro Mazda

Session: Test Session 3

September 22, 2018

Section Data for Car 1 - Lindh, Rasmus (R)

Lap	T/S	I2 to I3A	I5 to I6	Lap
1	T	3.8230	7.4151	81.3662
	S	102.192	99.582	107.912
2	T	3.7738	7.4153	80.4006
	S	103.525	99.579	109.208
3	T	3.7975	7.3442	80.2652
	S	102.879	100.543	109.392
4	T	3.7452	7.5220	80.4193
	S	104.315	98.167	109.183
5	T	3.7342	7.4231	80.3364
	S	104.623	99.474	109.295
6	T	3.7328	7.3089	80.1154
	S	104.662	101.029	109.597
7	T	3.7868	7.4025	95.6148
	S	103.169	99.751	91.831
8	T	3.9498	7.3342	312.0258
	S	98.912	100.680	28.140
9	T	3.7198	7.4739	80.2113
	S	105.028	98.798	109.466
10	T	3.8067	7.3240	80.0179
	S	102.630	100.820	109.730
11	T	3.7452	7.5715	80.3147
	S	104.315	97.525	109.325
12	T	3.8355	7.4494	94.8081
	S	101.859	99.123	92.612
13	T		7.3393	98.2042
	S		100.610	89.410
14	T	5.3581	8.0063	537.7691
	S	72.914	92.229	16.327
15	T	3.9307	7.2965	83.7677
	S	99.392	101.200	104.818
16	T	3.7977	7.2523	79.7262
	S	102.873	101.817	110.132
17	T	3.7904	7.2514	79.8270
	S	103.071	101.830	109.993
18	T	3.7469	7.3442	79.7635
	S	104.268	100.543	110.080
19	T	5.3125	7.6089	98.7873
	S	73.540	97.045	88.882

Event: Chris Griffis Memorial OT - Pro Mazda

Track: Indianapolis Motor Speedway RC

2.439 mile(s)



Report: Section Data Report

Pro Mazda

Session: Test Session 3

September 22, 2018

Section Data for Car 1 - Lindh, Rasmus (R)

Lap	T/S	I2 to I3A	I5 to I6	Lap
20	T	3.7340	7.2502	79.5771
	S	104.628	101.847	110.338
21	T	3.7227	7.3035	79.6673
	S	104.946	101.103	110.213
22	T	3.7519	7.3257	79.6025
	S	104.129	100.797	110.303
23	T	3.7232	7.2825	
	S	104.932	101.395	

Event: Chris Griffis Memorial OT - Pro Mazda

Track: Indianapolis Motor Speedway RC

2.439 mile(s)



Report: Section Data Report

Pro Mazda

Session: Test Session 3

September 22, 2018

Section Data for Car 10 - Keane, Darren (R)

Lap	T/S	I2 to I3A	I5 to I6	Lap
1	T	4.1409	7.7999	291.6781
	S	94.347	94.669	30.103
2	T	3.8220	7.4696	81.4986
	S	102.219	98.855	107.737
3	T	3.7902	7.4473	80.6921
	S	103.077	99.151	108.814
4	T	3.7342	7.3888	83.2044
	S	104.623	99.936	105.528
5	T	3.7237	7.4449	80.5479
	S	104.918	99.183	109.008
6	T	3.7494	7.4163	80.1942
	S	104.198	99.566	109.489
7	T	3.8451	7.4721	102.8974
	S	101.605	98.822	85.332
8	T	3.7093	7.4437	311.6229
	S	105.325	99.199	28.176
9	T	3.7466	7.3818	80.1070
	S	104.276	100.031	109.608
10	T	3.7478	7.4492	101.1273
	S	104.243	99.126	86.825
11	T	4.0706	7.8001	446.5838
	S	95.976	94.667	19.661
12	T	3.7920	7.3307	81.1652
	S	103.028	100.728	108.179
13	T	3.7042	7.3217	79.8469
	S	105.470	100.852	109.965
14	T	3.6891	7.2322	79.2971
	S	105.902	102.100	110.728
15	T	3.6982	7.3726	79.5509
	S	105.641	100.156	110.375
16	T	3.8093	7.5897	104.5940
	S	102.560	97.291	83.947

Event: Chris Griffis Memorial OT - Pro Mazda

Track: Indianapolis Motor Speedway RC

2.439 mile(s)



Report: Section Data Report

Pro Mazda

Session: Test Session 3

September 22, 2018

Section Data for Car 12 - de la Vara, Moises (R)

Lap	T/S	I2 to I3A	I5 to I6	Lap
1	T	3.9967	7.8380	101.0587
	S	97.751	94.209	86.884
2	T	3.8223	7.4744	81.7794
	S	102.211	98.792	107.367
3	T	3.8219	7.4063	81.0706
	S	102.222	99.700	108.306
4	T	3.8227	8.0121	128.4789
	S	102.200	92.162	68.341
5	T	3.7760	7.4682	96.8814
	S	103.464	98.874	90.630
6	T	3.7805	7.4413	81.0690
	S	103.341	99.231	108.308
7	T	3.8053	7.3825	81.3574
	S	102.668	100.022	107.924
8	T	3.8450	7.5907	626.8494
	S	101.608	97.278	14.007
9	T	4.5620	7.8012	108.7971
	S	85.638	94.653	80.704
10	T	3.8919	7.4121	82.0805
	S	100.383	99.622	106.973
11	T	3.7798	7.3910	81.0291
	S	103.360	99.907	108.361
12	T	3.8002	7.3084	80.7936
	S	102.806	101.036	108.677
13	T	3.8187	7.4214	80.7429
	S	102.308	99.497	108.745
14	T	3.7993	7.3079	80.6500
	S	102.830	101.043	108.870
15	T	3.7775	7.3855	80.7691
	S	103.423	99.981	108.710
16	T	3.7605	7.3065	80.6235
	S	103.891	101.062	108.906
17	T	3.7640	7.3558	393.4519
	S	103.794	100.385	22.316
18	T	3.7856	7.3157	95.8985
	S	103.202	100.935	91.559
19	T	3.7911	7.5228	81.2837
	S	103.052	98.156	108.022

Event: Chris Griffis Memorial OT - Pro Mazda

Track: Indianapolis Motor Speedway RC

2.439 mile(s)



Report: Section Data Report

Pro Mazda

Session: Test Session 3

September 22, 2018

Section Data for Car 12 - de la Vara, Moises (R)

Lap	T/S	I2 to I3A	I5 to I6	Lap
20	T	3.7980	7.3531	80.7161
	S	102.865	100.421	108.781
21	T	3.7924	7.4960	
	S	103.017	98.507	

Event: Chris Griffis Memorial OT - Pro Mazda
Track: Indianapolis Motor Speedway RC
Report: Section Data Report
Session: Test Session 3

2.439 mile(s)



Pro Mazda
September 22, 2018

Section Data for Car 19 - Harvey, Jack (R)

Lap	T/S	I2 to I3A	I5 to I6	Lap
1	T	4.5815	8.0351	107.3930
	S	85.274	91.898	81.760
2	T	3.8288	7.5096	83.1013
	S	102.038	98.329	105.659
3	T	3.7788	7.3647	81.4272
	S	103.388	100.263	107.831
4	T	3.7842	7.3981	81.2737
	S	103.240	99.811	108.035
5	T	3.8046	7.3960	86.0766
	S	102.687	99.839	102.007
6	T	3.7754	7.3614	81.1078
	S	103.481	100.308	108.256
7	T	3.7544	7.3949	80.9993
	S	104.060	99.854	108.401
8	T	3.7607	7.4866	196.6879
	S	103.885	98.631	44.641
9	T	3.8751	7.4190	98.6617
	S	100.819	99.529	88.995
10	T	3.7699	7.3959	81.2266
	S	103.632	99.840	108.098
11	T	3.7447	7.4084	81.0464
	S	104.329	99.672	108.338
12	T	3.7904	7.4147	84.1972
	S	103.071	99.587	104.284
13	T	3.7312	7.5115	81.3719
	S	104.707	98.304	107.905
14	T	3.7250	7.3809	81.2299
	S	104.881	100.043	108.093
15	T	3.7064	7.4213	272.0626
	S	105.407	99.499	32.273
16	T	4.0285	7.4291	100.3646
	S	96.979	99.394	87.485
17	T	3.7478	7.4398	81.2888
	S	104.243	99.251	108.015
18	T	3.7378	7.4456	159.3512
	S	104.522	99.174	55.101
19	T	4.6256	7.9380	106.7405
	S	84.461	93.022	82.259

Event: Chris Griffis Memorial OT - Pro Mazda

Track: Indianapolis Motor Speedway RC

2.439 mile(s)



Report: Section Data Report

Pro Mazda

Session: Test Session 3

September 22, 2018

Section Data for Car 19 - Harvey, Jack (R)

Lap	T/S	I2 to I3A	I5 to I6	Lap
20	T	3.8108	7.5080	82.8787
	S	102.520	98.350	105.943
21	T	3.7349	7.3491	80.4912
	S	104.603	100.476	109.085
22	T	3.7343	7.3079	80.3841
	S	104.620	101.043	109.231
23	T	3.7207	7.3120	80.3765
	S	105.002	100.986	109.241
24	T	3.7115	7.3439	80.4198
	S	105.263	100.547	109.182
25	T	3.6932	7.3400	80.3691
	S	105.784	100.601	109.251
26	T	3.7179	7.3301	80.4838
	S	105.081	100.737	109.095
27	T	3.7317	7.5014	
	S	104.693	98.436	

Event: Chris Griffis Memorial OT - Pro Mazda
Track: Indianapolis Motor Speedway RC
Report: Section Data Report
Session: Test Session 3

2.439 mile(s)



Pro Mazda
September 22, 2018

Section Data for Car 27 - Soler-Obel, Mathias (R)

Lap	T/S	I2 to I3A	I5 to I6	Lap
1	T	3.8727	7.5380	81.6404
	S	100.881	97.958	107.550
2	T	3.8316	7.5067	102.2830
	S	101.963	98.367	85.844
3	T	3.8081	7.4496	219.7515
	S	102.592	99.121	39.956
4	T	3.7891	7.6115	81.5612
	S	103.107	97.012	107.654
5	T	3.8130	7.4594	80.7329
	S	102.460	98.990	108.759
6	T	3.7636	7.5837	81.9188
	S	103.805	97.368	107.184
7	T	3.8432	9.5999	107.3360
	S	101.655	76.918	81.803
8	T	5.0317	7.5193	337.9347
	S	77.644	98.202	25.983
9	T	3.7784	7.5799	80.8667
	S	103.399	97.417	108.579
10	T	3.7698	7.4191	80.8120
	S	103.635	99.528	108.652
11	T	3.7981	7.4713	80.9336
	S	102.862	98.833	108.489
12	T	4.1391	7.6973	105.3834
	S	94.388	95.931	83.319
13	T	3.8602	7.4439	229.0143
	S	101.208	99.197	38.340
14	T	3.7598	7.5617	80.9207
	S	103.910	97.651	108.506
15	T	3.7731	7.5526	81.1149
	S	103.544	97.769	108.246
16	T	3.7927	7.5859	104.4146
	S	103.009	97.340	84.092
17	T	4.1347	7.6648	244.2560
	S	94.489	96.338	35.948
18	T	3.7766	7.5349	81.2749
	S	103.448	97.999	108.033
19	T	3.7613	7.3808	158.9396
	S	103.869	100.045	55.244

Event: Chris Griffis Memorial OT - Pro Mazda

Track: Indianapolis Motor Speedway RC

2.439 mile(s)



Report: Section Data Report

Pro Mazda

Session: Test Session 3

September 22, 2018

Section Data for Car 62 - Frost, Danial (R)

Lap	T/S	I2 to I3A	I5 to I6	Lap
1	T	3.8268	7.5567	81.5220
	S	102.091	97.716	107.706
2	T	3.8230	9.5208	85.9941
	S	102.192	77.557	102.105
3	T	3.8408	7.4911	81.3281
	S	101.719	98.572	107.963
4	T	3.7133	7.3404	80.4994
	S	105.211	100.595	109.074
5	T	3.7105	7.4363	96.3447
	S	105.291	99.298	91.135
6	T	3.8846	7.4407	341.0352
	S	100.572	99.239	25.746
7	T	3.7463	7.3293	80.1560
	S	104.285	100.748	109.541
8	T	3.7064	7.4699	80.3385
	S	105.407	98.851	109.293
9	T	3.6865	7.4148	80.1609
	S	105.976	99.586	109.535
10	T	3.6963	7.4182	98.1416
	S	105.695	99.540	89.467
11	T	3.7696	7.5134	331.4329
	S	103.640	98.279	26.492
12	T	3.7274	7.4367	80.4628
	S	104.813	99.293	109.124
13	T	3.6541	7.4572	80.7172
	S	106.916	99.020	108.780
14	T	3.7507	7.4093	80.6678
	S	104.162	99.660	108.846
15	T	3.6870	7.4760	98.0553
	S	105.962	98.771	89.545
16	T	4.2797	8.1766	464.9496
	S	91.287	90.308	18.885
17	T	3.7180	7.3036	88.2988
	S	105.078	101.102	99.440
18	T	3.6886	7.3147	79.6460
	S	105.916	100.949	110.243
19	T	3.6797	7.3148	79.5734
	S	106.172	100.947	110.343

Event: Chris Griffis Memorial OT - Pro Mazda

Track: Indianapolis Motor Speedway RC

2.439 mile(s)



Report: Section Data Report

Pro Mazda

Session: Test Session 3

September 22, 2018

Section Data for Car 62 - Frost, Danial (R)

Lap	T/S	I2 to I3A	I5 to I6	Lap
20	T	3.6550	7.3307	79.4012
	S	106.890	100.728	110.583
21	T	3.6523	7.3025	81.8477
	S	106.969	101.117	107.277
22	T	3.7222		
	S	104.960		

Event: Chris Griffis Memorial OT - Pro Mazda
Track: Indianapolis Motor Speedway RC
Report: Section Data Report
Session: Test Session 3

2.439 mile(s)



Pro Mazda
September 22, 2018

Section Data for Car 73 - Shields, Cameron (R)

Lap	T/S	I2 to I3A	I5 to I6	Lap
1	T	4.5462	7.9416	119.6317
	S	85.936	92.980	73.395
2	T	3.8488	7.4393	81.8816
	S	101.507	99.258	107.233
3	T	3.7841	7.4028	81.0499
	S	103.243	99.747	108.333
4	T	3.7142	7.2947	80.7571
	S	105.186	101.225	108.726
5	T	3.8496	7.4289	99.9901
	S	101.486	99.397	87.813
6	T	3.9651	7.5768	239.7563
	S	98.530	97.457	36.622
7	T	3.7606	7.3847	81.1350
	S	103.888	99.992	108.220
8	T	3.7311	7.3386	80.4286
	S	104.710	100.620	109.170
9	T	3.7715	7.2985	80.6665
	S	103.588	101.173	108.848
10	T	3.7701	7.5168	98.8794
	S	103.626	98.235	88.799
11	T	4.0689	7.6229	477.4960
	S	96.017	96.867	18.388
12	T	3.8215	7.3938	81.3837
	S	102.233	99.869	107.889
13	T	3.6914	7.3859	80.4866
	S	105.836	99.976	109.091
14	T	3.7139	7.4488	80.4000
	S	105.194	99.131	109.209
15	T	3.7725	7.3748	101.7993
	S	103.560	100.126	86.252
16	T	4.8014	10.7715	284.1691
	S	81.368	68.552	30.899
17	T	3.9223	9.9457	89.6450
	S	99.605	74.244	97.946
18	T	3.7300	7.3510	80.2940
	S	104.740	100.450	109.353
19	T	3.7740	7.3258	80.9765
	S	103.519	100.796	108.431

Event: Chris Griffis Memorial OT - Pro Mazda

Track: Indianapolis Motor Speedway RC

2.439 mile(s)



Report: Section Data Report

Pro Mazda

Session: Test Session 3

September 22, 2018

Section Data for Car 73 - Shields, Cameron (R)

Lap	T/S	I2 to I3A	I5 to I6	Lap
20	T	3.7275	7.2803	80.0128
	S	104.811	101.426	109.737
21	T	3.9417	8.5750	110.2555
	S	99.115	86.112	79.637

Event: Chris Griffis Memorial OT - Pro Mazda

Track: Indianapolis Motor Speedway RC

2.439 mile(s)



Report: Section Data Report

Pro Mazda

Session: Test Session 3

September 22, 2018

Section Data for Car 78 - Dupell, Kyle (R)

Lap	T/S	I2 to I3A	I5 to I6	Lap
1	T	3.8949	7.5611	93.8419
	S	100.306	97.659	93.566
2	T	3.8011	7.4508	81.3713
	S	102.781	99.105	107.905
3	T	3.8230	7.4070	81.0936
	S	102.192	99.691	108.275
4	T	3.8176	7.5466	81.2771
	S	102.337	97.847	108.030
5	T	3.8322	7.5130	83.1356
	S	101.947	98.284	105.615
6	T	3.8758	7.5063	100.5586
	S	100.800	98.372	87.316
7	T	3.8377	7.7217	205.8080
	S	101.801	95.628	42.663
8	T	3.7789	7.4883	81.1952
	S	103.385	98.608	108.139
9	T	3.7701	7.5809	81.5970
	S	103.626	97.404	107.607
10	T	3.8040	7.4985	81.4012
	S	102.703	98.474	107.866
11	T	3.7707	7.4902	98.4505
	S	103.610	98.583	89.186
12	T	4.1395	8.5801	333.5415
	S	94.379	86.061	26.325
13	T	3.8975	7.8145	123.3469
	S	100.239	94.492	71.185
14	T	3.7304	7.4844	80.8870
	S	104.729	98.660	108.551
15	T	3.7838	7.3429	80.4390
	S	103.251	100.561	109.156
16	T	3.7153	7.3643	80.1794
	S	105.155	100.269	109.509
17	T	3.7436	7.3280	80.5201
	S	104.360	100.765	109.046
18	T	3.7593	7.4129	80.5232
	S	103.924	99.611	109.042
19	T	3.7465	7.9967	99.9642
	S	104.279	92.339	87.835

Event: Chris Griffis Memorial OT - Pro Mazda

Track: Indianapolis Motor Speedway RC

2.439 mile(s)



Report: Section Data Report

Pro Mazda

Session: Test Session 3

September 22, 2018

Section Data for Car 78 - Dupell, Kyle (R)

Lap	T/S	I2 to I3A	I5 to I6	Lap
20	T	3.7774	7.5065	265.5761
	S	103.426	98.369	33.062
21	T	3.7701	7.5245	81.3582
	S	103.626	98.134	107.923
22	T	3.7574	7.4483	80.5290
	S	103.977	99.138	109.034
23	T	4.0825	7.5536	
	S	95.697	97.756	

Event: Chris Griffis Memorial OT - Pro Mazda
 Track: Indianapolis Motor Speedway RC
 Report: Section Data Report
 Session: Test Session 3

2.439 mile(s)



Pro Mazda
 September 22, 2018

Section Data for Car 79 - Van der Watt, Julian (R)

Lap	T/S	I2 to I3A	I5 to I6	Lap
1	T	3.8537	7.4916	82.7611
	S	101.378	98.565	106.093
2	T	3.7773	7.3992	80.6571
	S	103.429	99.796	108.861
3	T	3.7412	7.3696	80.2026
	S	104.427	100.197	109.478
4	T	3.7795	8.5535	82.9380
	S	103.369	86.328	105.867
5	T	3.7652	7.5525	80.4837
	S	103.761	97.770	109.095
6	T	4.1093	7.6782	108.3199
	S	95.073	96.170	81.060
7	T	3.8413	7.4195	374.6706
	S	101.706	99.523	23.435
8	T	3.7272	7.3987	80.2702
	S	104.819	99.803	109.386
9	T	3.7017	7.3895	80.0664
	S	105.541	99.927	109.664
10	T	3.8177	7.7116	100.8258
	S	102.334	95.753	87.085
11	T	4.2212	7.8236	243.2665
	S	92.552	94.382	36.094
12	T	3.8382	7.4058	81.0346
	S	101.788	99.707	108.354
13	T	3.7290	7.4443	79.9615
	S	104.769	99.191	109.808
14	T	3.7254	7.3624	79.7503
	S	104.870	100.295	110.099
15	T	3.7722	7.3746	79.9227
	S	103.569	100.129	109.861
16	T	4.4393	9.0404	125.5411
	S	88.005	81.679	69.940
17	T	3.8540	7.4063	357.0494
	S	101.370	99.700	24.592
18	T	3.7428	7.2978	80.1149
	S	104.382	101.182	109.598
19	T	3.7340	7.4137	80.1108
	S	104.628	99.601	109.603

Event: Chris Griffis Memorial OT - Pro Mazda

Track: Indianapolis Motor Speedway RC

2.439 mile(s)



Report: Section Data Report

Pro Mazda

Session: Test Session 3

September 22, 2018

Section Data for Car 79 - Van der Watt, Julian (R)

Lap	T/S	I2 to I3A	I5 to I6	Lap
20	T	3.7245	7.3377	79.9183
	S	104.895	100.632	109.867
21	T	3.7364	7.4885	80.0869
	S	104.561	98.606	109.636
22	T	4.5980	8.1867	
	S	84.968	90.196	

Event: Chris Griffis Memorial OT - Pro Mazda

Track: Indianapolis Motor Speedway RC

2.439 mile(s)



Report: Section Data Report

Pro Mazda

Session: Test Session 3

September 22, 2018

Section Data for Car 90 - Lastochkin, Nikita

Lap	T/S12 to I3A	I5 to I6	Lap
1	T 3.8445	7.5637	81.6920
	S 101.621	97.625	107.482
2	T 3.7519	7.4980	81.1939
	S 104.129	98.481	108.141
3	T 3.8039	7.4190	80.8348
	S 102.706	99.529	108.622
4	T 3.7644	7.4323	80.9288
	S 103.783	99.351	108.495
5	T 3.8414	7.4643	80.9838
	S 101.703	98.925	108.422
6	T 3.8020	7.4788	101.3990
	S 102.757	98.734	86.593
7	T 3.7251	7.4617	302.9856
	S 104.878	98.960	28.980
8	T 3.7556	7.3879	80.7217
	S 104.026	99.948	108.774
9	T 3.7431	7.4181	80.6195
	S 104.374	99.542	108.912
10	T 3.7802	7.6401	100.6095
	S 103.350	96.649	87.272
11	T 3.7432	7.4501	263.6864
	S 104.371	99.114	33.299
12	T 3.7956	7.4211	80.9844
	S 102.930	99.501	108.421
13	T 3.7561	7.4551	80.9236
	S 104.013	99.048	108.502
14	T 3.8110	7.3828	80.7979
	S 102.514	100.017	108.671
15	T 3.7824	7.5333	98.7376
	S 103.289	98.019	88.927
16	T 4.1529	7.7341	248.9188
	S 94.074	95.474	35.274
17	T 3.7856	7.3902	81.7880
	S 103.202	99.917	107.356
18	T 3.7136	7.3482	80.4797
	S 105.203	100.488	109.101
19	T 3.7409	7.4287	80.7650
	S 104.435	99.400	108.715

Event: Chris Griffis Memorial OT - Pro Mazda

Track: Indianapolis Motor Speedway RC

2.439 mile(s)



Report: Section Data Report

Pro Mazda

Session: Test Session 3

September 22, 2018

Section Data for Car 90 - Lastochkin, Nikita

Lap	T/S	I2 to I3A	I5 to I6	Lap
20	T	3.7736	7.3377	80.3396
	S	103.530	100.632	109.291
21	T	3.8332	7.3609	80.6523
	S	101.921	100.315	108.867
22	T	3.8024	8.0197	85.7764
	S	102.746	92.074	102.364
23	T	3.7584	7.6574	80.7961
	S	103.949	96.431	108.674
24	T	3.7912	7.4922	80.4034
	S	103.050	98.557	109.204
25	T	3.8058	7.3966	80.4811
	S	102.654	99.831	109.099
26	T	4.0884		
	S	95.559		

Event: Chris Griffis Memorial OT - Pro Mazda

Track: Indianapolis Motor Speedway RC

2.439 mile(s)



Report: Section Data Report

Pro Mazda






Session: Test Session 3

September 22, 2018

Section Data for Car

Report Support Information

Section Legend	
Name	Length
SF to I1	0.254167 miles
I1 to I2	0.252841 miles
I2 to I3A	0.108523 miles
I3A to I3	0.232197 miles
I3 to I4	0.341288 miles
I4 to I5A	0.165720 miles
I5A to I5	0.129167 miles
I5 to I6	0.205114 miles
I6 to I7	0.195265 miles
I7 to I8	0.152462 miles
I8 to I9	0.237879 miles
I9 to SF	0.164394 miles
I2 to I3	0.340720 miles
I4 to I5	0.294886 miles
Lap	2.439000 miles
PI to PO	0.394602 miles
PO to SF	2.239110 miles
SF to PI	2.223106 miles
PO to I2	0.307102 miles
I7 to PI	0.338826 miles
PO to PI	2.023201 miles

Color Legend	
	Fastest Lap
	Section Under Caution
	Section Under Green
	Section Time Data
	Section Speed Data

