

Event: Chris Griffis Memorial OT - Pro Mazda

Track: Indianapolis Motor Speedway RC

2.439 mile(s)



Report: Section Data Report

Pro Mazda

Session: Test Session 4

September 23, 2018

Section Data for Car 1 - Lindh, Rasmus (R)

Lap	T/S	I2 to I3A	I5 to I6	Lap
1	T	4.6169	8.4940	103.0957
	S	84.620	86.933	85.167
2	T	4.4552	8.9466	101.4534
	S	87.691	82.535	86.546
3	T	4.6015	8.3946	106.2594
	S	84.903	87.962	82.632
4	T	4.3790	8.4707	99.5059
	S	89.217	87.172	88.240
5	T	3.9476	7.5166	103.1621
	S	98.967	98.237	85.113
6	T	3.9417	7.4894	659.0202
	S	99.115	98.594	13.323
7	T	3.7667	7.3435	80.9038
	S	103.720	100.553	108.529
8	T	3.7609	7.3960	80.4050
	S	103.880	99.839	109.202
9	T	3.7478	7.3458	80.2450
	S	104.243	100.521	109.420
10	T	3.7672	7.3706	80.3858
	S	103.706	100.183	109.228
11	T	3.9009	7.4446	80.8436
	S	100.152	99.187	108.610
12	T	4.9003	7.3710	94.4071
	S	79.726	100.178	93.006
13	T	3.7684	7.3946	95.7559
	S	103.673	99.858	91.696
14	T	4.2449	8.0870	259.9707
	S	92.036	91.308	33.775
15	T	3.8368	7.3128	81.1546
	S	101.825	100.975	108.193
16	T	3.7741	7.2930	79.9740
	S	103.517	101.249	109.791
17	T	3.7701	7.3975	80.0784
	S	103.626	99.819	109.648
18	T	3.7389	7.3845	80.1139
	S	104.491	99.994	109.599
19	T	4.8665	7.7716	91.0004
	S	80.280	95.014	96.487

Event: Chris Griffis Memorial OT - Pro Mazda

Track: Indianapolis Motor Speedway RC

2.439 mile(s)



Report: Section Data Report

Pro Mazda

Session: Test Session 4

September 23, 2018

Section Data for Car 1 - Lindh, Rasmus (R)

Lap	T/S	I2 to I3A	I5 to I6	Lap
20	T	3.7925	7.3746	80.2995
	S	103.014	100.129	109.346
21	T	3.7292	7.3025	80.0606
	S	104.763	101.117	109.672
22	T	3.7784	7.4173	
	S	103.399	99.552	

Event: Chris Griffis Memorial OT - Pro Mazda
Track: Indianapolis Motor Speedway RC
Report: Section Data Report
Session: Test Session 4

2.439 mile(s)



Pro Mazda
September 23, 2018

Section Data for Car 12 - de la Vara, Moises (R)

Lap	T/S	I2 to I3A	I5 to I6	Lap
1	T	4.5671	8.4183	109.2199
	S	85.543	87.715	80.392
2	T	4.0747	7.5916	87.5185
	S	95.880	97.267	100.326
3	T	3.8088	7.6790	228.4261
	S	102.573	96.160	38.439
4	T	4.3055	7.9652	104.4387
	S	90.740	92.704	84.072
5	T	3.8628	8.0340	83.6277
	S	101.140	91.911	104.994
6	T	3.8002	7.3041	81.0393
	S	102.806	101.095	108.347
7	T	3.7900	7.4020	80.9398
	S	103.082	99.758	108.481
8	T	3.8025	7.9841	89.8423
	S	102.743	92.485	97.731
9	T	3.7911	7.3782	80.8548
	S	103.052	100.080	108.595
10	T	3.7802	7.5049	81.0834
	S	103.350	98.390	108.289
11	T	3.8248	7.4445	81.1826
	S	102.144	99.189	108.156
12	T	3.7755	7.4942	81.0947
	S	103.478	98.531	108.273
13	T	4.7118	7.4817	725.9628
	S	82.916	98.695	12.095
14	T	5.9786	8.0148	104.8210
	S	65.347	92.131	83.766
15	T	3.8782	7.4724	82.7379
	S	100.738	98.818	106.123
16	T	3.7697	7.4009	80.5755
	S	103.637	99.773	108.971
17	T	3.7819	7.3267	80.7774
	S	103.303	100.783	108.699
18	T	3.7860	7.3400	80.8013
	S	103.191	100.601	108.667
19	T	3.8170	7.3747	80.8826
	S	102.353	100.127	108.557

Event: Chris Griffis Memorial OT - Pro Mazda

Track: Indianapolis Motor Speedway RC

2.439 mile(s)



Report: Section Data Report

Pro Mazda

Session: Test Session 4

September 23, 2018

Section Data for Car 12 - de la Vara, Moises (R)

Lap	T/S	I2 to I3A	I5 to I6	Lap
20	T	3.8002	7.3746	80.6263
	S	102.806	100.129	108.902
21	T	3.8773	7.4222	82.3836
	S	100.761	99.487	106.579
22	T	3.7695	7.3751	80.7381
	S	103.643	100.122	108.752
23	T	3.7895	7.4516	80.7521
	S	103.096	99.094	108.733
24	T	4.1182	7.3995	
	S	94.867	99.792	

Event: Chris Griffis Memorial OT - Pro Mazda
Track: Indianapolis Motor Speedway RC
Report: Section Data Report
Session: Test Session 4

2.439 mile(s)



Pro Mazda
September 23, 2018

Section Data for Car 27 - Soler-Obel, Mathias (R)

Lap	T/S	I2 to I3A	I5 to I6	Lap
1	T	3.9580	7.5884	83.5724
	S	98.707	97.308	105.063
2	T	3.8325	7.5634	81.1891
	S	101.939	97.629	108.148
3	T	3.7765	7.6265	81.4055
	S	103.451	96.821	107.860
4	T	3.9528	7.4962	81.0650
	S	98.837	98.504	108.313
5	T	3.7818	7.4794	80.6947
	S	103.306	98.726	108.810
6	T	3.8739	7.5509	80.9502
	S	100.850	97.791	108.467
7	T	4.4083	7.5366	84.4683
	S	88.624	97.976	103.949
8	T	3.8059	7.5462	80.6558
	S	102.652	97.852	108.863
9	T	3.8366	7.4882	100.3020
	S	101.830	98.610	87.540
10	T	4.1397	7.7520	198.1924
	S	94.374	95.254	44.302
11	T	3.8047	7.4736	80.7544
	S	102.684	98.802	108.730
12	T	3.7840	7.4165	80.4205
	S	103.246	99.563	109.181
13	T	3.7808		112.9523
	S	103.333		77.735
14	T	4.2545	7.4974	251.0262
	S	91.828	98.489	34.978
15	T	3.8472	7.4577	81.0385
	S	101.550	99.013	108.349
16	T	3.8000	7.5072	80.9534
	S	102.811	98.360	108.462
17	T	3.7873	7.5018	80.2635
	S	103.156	98.431	109.395
18	T	3.8354	7.4502	99.8472
	S	101.862	99.113	87.938
19	T	4.5604	8.0349	199.5499
	S	85.668	91.900	44.001

Event: Chris Griffis Memorial OT - Pro Mazda

Track: Indianapolis Motor Speedway RC

2.439 mile(s)



Report: Section Data Report

Pro Mazda

Session: Test Session 4

September 23, 2018

Section Data for Car 27 - Soler-Obel, Mathias (R)

Lap	T/S	I2 to I3A	I5 to I6	Lap
20	T	3.8223	7.5363	80.9712
	S	102.211	97.980	108.439
21	T	3.7664	7.3875	80.0450
	S	103.728	99.954	109.693
22	T	3.7648	7.4351	80.1584
	S	103.772	99.314	109.538
23	T	3.7832	7.4826	80.4727
	S	103.268	98.683	109.110
24	T	5.2049	7.4365	83.1598
	S	75.060	99.295	105.585
25	T	3.7684	7.5676	102.5588
	S	103.673	97.575	85.613

Event: Chris Griffis Memorial OT - Pro Mazda

Track: Indianapolis Motor Speedway RC

2.439 mile(s)



Report: Section Data Report

Pro Mazda

Session: Test Session 4

September 23, 2018

Section Data for Car 62 - Frost, Danial (R)

Lap	T/S	I2 to I3A	I5 to I6	Lap
1	T	3.8905	7.6206	82.7591
	S	100.419	96.896	106.096
2	T	3.7437	7.4305	80.4379
	S	104.357	99.375	109.157
3	T	3.7467	7.7119	82.1241
	S	104.274	95.749	106.916
4	T	3.7162	7.4456	80.5001
	S	105.129	99.174	109.073
5	T	3.7483	7.3904	95.9704
	S	104.229	99.915	91.491
6	T	3.8016	7.4178	285.4138
	S	102.768	99.546	30.764
7	T	3.7445	7.3521	80.6544
	S	104.335	100.435	108.864
8	T	3.7429	7.3513	80.4923
	S	104.379	100.446	109.084
9	T	3.7032	7.4603	80.4883
	S	105.498	98.978	109.089
10	T	3.7135	7.4158	80.4491
	S	105.206	99.572	109.142
11	T	3.6959	7.4329	97.2748
	S	105.707	99.343	90.264
12	T	3.8308	7.4489	937.4202
	S	101.984	99.130	9.367
13	T	3.7077	7.4007	81.0466
	S	105.370	99.776	108.338
14	T	3.7150	7.3535	80.2530
	S	105.163	100.416	109.409
15	T	3.7455	7.4891	80.3672
	S	104.307	98.598	109.254
16	T	3.7105	7.4889	80.3713
	S	105.291	98.600	109.248
17	T	3.6911	7.3920	80.5769
	S	105.844	99.893	108.969
18	T	3.6903	7.3883	80.4140
	S	105.867	99.943	109.190
19	T	3.6937	7.4362	80.3861
	S	105.770	99.299	109.228

Event: Chris Griffis Memorial OT - Pro Mazda

Track: Indianapolis Motor Speedway RC

2.439 mile(s)



Report: Section Data Report

Pro Mazda

Session: Test Session 4

September 23, 2018

Section Data for Car 62 - Frost, Danial (R)

Lap	T/S	I2 to I3A	I5 to I6	Lap
20	T	3.6852	7.8222	
	S	106.014	94.399	

Event: Chris Griffis Memorial OT - Pro Mazda

Track: Indianapolis Motor Speedway RC

2.439 mile(s)



Report: Section Data Report

Pro Mazda

Session: Test Session 4

September 23, 2018

Section Data for Car 73 - Shields, Cameron (R)

Lap	T/S	I2 to I3A	I5 to I6	Lap
1	T	4.1024	11.5129	98.2415
	S	95.233	64.138	89.376
2	T	3.8840	11.8781	90.4898
	S	100.587	62.166	97.032
3	T	3.8553	7.4207	81.4302
	S	101.336	99.507	107.827
4	T	4.1361	7.4648	82.7090
	S	94.457	98.919	106.160
5	T	3.7403	7.3630	80.9647
	S	104.452	100.286	108.447
6	T	3.7506	7.5311	98.3128
	S	104.165	98.048	89.311
7	T	4.0597	7.5253	310.5703
	S	96.234	98.124	28.272
8	T	3.7501	7.3732	80.7820
	S	104.179	100.148	108.693
9	T	3.7395	7.3882	80.6572
	S	104.474	99.944	108.861
10	T	3.7269	7.3607	80.5232
	S	104.828	100.318	109.042
11	T	3.7272	7.3703	80.8883
	S	104.819	100.187	108.550
12	T	3.8663	7.4087	99.6815
	S	101.048	99.668	88.085
13	T	4.2574	7.8356	314.1245
	S	91.765	94.238	27.952
14	T	3.8195	7.4905	81.6296
	S	102.286	98.579	107.564
15	T	3.7312	7.3113	80.5325
	S	104.707	100.996	109.029
16	T	3.6980	7.4342	80.4615
	S	105.647	99.326	109.125
17	T	3.7557	8.0150	84.5454
	S	104.024	92.128	103.854
18	T	3.7450	7.3928	80.6592
	S	104.321	99.882	108.858
19	T	3.7850	7.6405	99.8576
	S	103.218	96.644	87.929

Event: Chris Griffis Memorial OT - Pro Mazda

Track: Indianapolis Motor Speedway RC

2.439 mile(s)



Report: Section Data Report

Pro Mazda

Session: Test Session 4

September 23, 2018

Section Data for Car 73 - Shields, Cameron (R)

Lap	T/S	I2 to I3A	I5 to I6	Lap
20	T	4.0675	7.5394	268.9084
	S	96.050	97.940	32.652
21	T	3.7323	7.3453	80.4738
	S	104.676	100.528	109.109
22	T	3.7419	7.4335	80.6868
	S	104.407	99.335	108.821
23	T	3.7125	7.3582	80.5006
	S	105.234	100.352	109.072
24	T	3.9916	10.5798	
	S	97.876	69.794	

Event: Chris Griffis Memorial OT - Pro Mazda

Track: Indianapolis Motor Speedway RC

2.439 mile(s)



Report: Section Data Report

Pro Mazda

Session: Test Session 4

September 23, 2018

Section Data for Car 78 - Dupell, Kyle (R)

Lap	T/S	I2 to I3A	I5 to I6	Lap
1	T	3.9985	8.8012	92.8501
	S	97.707	83.899	94.565
2	T	3.8263	8.6716	87.1688
	S	102.104	85.153	100.729
3	T	4.4454	8.8112	114.6217
	S	87.885	83.803	76.603
4	T	4.0527	7.6492	354.7124
	S	96.400	96.534	24.754
5	T	3.7606	7.9743	81.8551
	S	103.888	92.599	107.268
6	T	3.7296	7.5139	81.4646
	S	104.752	98.272	107.782
7	T	3.7408	7.5176	81.4412
	S	104.438	98.224	107.813
8	T	3.7960	7.5734	81.2130
	S	102.919	97.500	108.116
9	T	3.7574	7.5660	81.0393
	S	103.977	97.596	108.347
10	T	3.7788	7.4861	80.7601
	S	103.388	98.637	108.722
11	T	3.8591	7.6220	81.8169
	S	101.237	96.879	107.318
12	T	3.7748	7.5895	96.9583
	S	103.497	97.294	90.559
13	T	3.7834	7.6019	375.0309
	S	103.262	97.135	23.412
14	T	3.7708	7.8227	81.9358
	S	103.607	94.393	107.162
15	T	3.8258	7.5660	81.5631
	S	102.118	97.596	107.652
16	T	3.7859	7.6018	97.6126
	S	103.194	97.136	89.952
17	T	4.3213	8.0829	403.6828
	S	90.408	91.354	21.751
18	T	3.8846	7.6784	82.2969
	S	100.572	96.167	106.692
19	T	3.7147	7.4910	80.8312
	S	105.172	98.573	108.626

Event: Chris Griffis Memorial OT - Pro Mazda

Track: Indianapolis Motor Speedway RC

2.439 mile(s)



Report: Section Data Report

Pro Mazda

Session: Test Session 4

September 23, 2018

Section Data for Car 78 - Dupell, Kyle (R)

Lap	T/S	I2 to I3A	I5 to I6	Lap
20	T	3.7133	7.6048	80.4511
	S	105.211	97.098	109.140
21	T	3.7330	7.4841	
	S	104.656	98.664	

Event: Chris Griffis Memorial OT - Pro Mazda

Track: Indianapolis Motor Speedway RC

2.439 mile(s)



Report: Section Data Report

Pro Mazda

Session: Test Session 4

September 23, 2018

Section Data for Car 79 - Van der Watt, Julian (R)

Lap	T/S12 to I3A	I5 to I6	Lap	
1	T	3.9403	8.2454	88.3596
	S	99.150	89.554	99.371
2	T	3.8806	7.5926	84.0164
	S	100.676	97.254	104.508
3	T	4.7369	8.4857	103.9268
	S	82.476	87.018	84.486
4	T	3.7708	7.4384	81.4375
	S	103.607	99.270	107.818
5	T	3.7878	7.3677	80.2448
	S	103.142	100.222	109.420
6	T	3.7558	7.4202	80.5132
	S	104.021	99.513	109.055
7	T	3.7729	7.4763	80.8197
	S	103.549	98.767	108.642
8	T	4.3226	8.1469	110.6825
	S	90.381	90.637	79.330
9	T	4.1540	7.8119	418.6797
	S	94.050	94.524	20.972
10	T	3.7845	7.4619	80.5698
	S	103.232	98.957	108.979
11	T	3.7689	7.3649	80.2097
	S	103.659	100.261	109.468
12	T	3.8319	7.4073	99.6917
	S	101.955	99.687	88.076
13	T	4.5721	8.1584	243.8553
	S	85.449	90.509	36.007
14	T	4.0332	9.4118	92.4487
	S	96.866	78.456	94.976
15	T	3.7558	7.4848	80.5432
	S	104.021	98.654	109.015
16	T	3.7375	7.4352	79.7691
	S	104.530	99.313	110.073
17	T	3.7476	7.3042	79.8843
	S	104.249	101.094	109.914
18	T	3.7770	10.6962	111.0857
	S	103.437	69.035	79.042
19	T	3.7494	7.9911	381.5131
	S	104.198	92.404	23.015

Event: Chris Griffis Memorial OT - Pro Mazda

Track: Indianapolis Motor Speedway RC

2.439 mile(s)



Report: Section Data Report

Pro Mazda

Session: Test Session 4

September 23, 2018

Section Data for Car 79 - Van der Watt, Julian (R)

Lap	T/S	I2 to I3A	I5 to I6	Lap
20	T	4.0604	7.5774	84.2056
	S	96.218	97.449	104.273
21	T	3.8007	7.3526	80.5160
	S	102.792	100.428	109.052
22	T	3.7351	7.4733	
	S	104.597	98.806	

Event: Chris Griffis Memorial OT - Pro Mazda
 Track: Indianapolis Motor Speedway RC
 Report: Section Data Report
 Session: Test Session 4

2.439 mile(s)



Pro Mazda
 September 23, 2018

Section Data for Car 90 - Lastochkin, Nikita

Lap	T/S12 to I3A	I5 to I6	Lap	
1	T	3.7735	7.5319	82.4638
	S	103.533	98.038	106.476
2	T	3.7121	7.4451	81.1297
	S	105.245	99.181	108.227
3	T	3.7071	7.3846	81.0161
	S	105.387	99.993	108.378
4	T	3.7390	7.5497	81.3030
	S	104.488	97.806	107.996
5	T	3.7704	7.4829	81.0504
	S	103.618	98.680	108.333
6	T	3.7185	7.4795	98.1183
	S	105.064	98.724	89.488
7	T	3.7012	7.3195	294.6994
	S	105.555	100.882	29.794
8	T	3.7311	7.3907	81.2088
	S	104.710	99.911	108.121
9	T	3.7571	7.5800	81.2452
	S	103.985	97.415	108.073
10	T	3.7367	7.4104	81.0568
	S	104.553	99.645	108.324
11	T	3.7287	7.4827	80.8754
	S	104.777	98.682	108.567
12	T	3.7557	7.4626	99.7645
	S	104.024	98.948	88.011
13	T	3.8372	7.6808	501.7188
	S	101.814	96.137	17.501
14	T	3.7403	7.4401	80.8899
	S	104.452	99.247	108.548
15	T	3.8757	7.6327	97.8306
	S	100.803	96.743	89.751
16	T	4.1243	7.8330	230.7447
	S	94.727	94.269	38.052
17	T	3.7790	7.3385	80.9018
	S	103.382	100.621	108.532
18	T	3.7131	7.3576	80.0324
	S	105.217	100.360	109.711
19	T	3.8491	7.3532	80.5602
	S	101.500	100.420	108.992

Event: Chris Griffis Memorial OT - Pro Mazda

Track: Indianapolis Motor Speedway RC

2.439 mile(s)



Report: Section Data Report

Pro Mazda

Session: Test Session 4

September 23, 2018

Section Data for Car 90 - Lastochkin, Nikita

Lap	T/S	I2 to I3A	I5 to I6	Lap
20	T	3.7199	7.3156	80.2675
	S	105.025	100.936	109.389
21	T	3.7157	7.3712	80.1548
	S	105.144	100.175	109.543
22	T	3.7602	7.3462	80.0609
	S	103.899	100.516	109.672
23	T	3.7811	7.4051	
	S	103.325	99.716	

Event: Chris Griffis Memorial OT - Pro Mazda

Track: Indianapolis Motor Speedway RC

2.439 mile(s)



Report: Section Data Report

Pro Mazda

Session: Test Session 4

September 23, 2018

Section Data for Car 92 - Franzoni, Victor

Lap	T/S	I2 to I3A	I5 to I6	Lap
1	T	4.1486	7.9400	247.8652
	S	94.172	92.999	35.424
2	T	3.8661	7.5964	99.8714
	S	101.053	97.205	87.917
3	T	3.8999	7.4364	82.3214
	S	100.177	99.297	106.660
4	T	3.8206	7.4681	80.8649
	S	102.257	98.875	108.581
5	T	3.7533	7.4738	80.8116
	S	104.090	98.800	108.653
6	T	3.8002	7.4044	81.1428
	S	102.806	99.726	108.209
7	T	3.7342	7.4563	80.5316
	S	104.623	99.032	109.030
8	T	3.8095	7.4079	80.8029
	S	102.555	99.679	108.664
9	T	3.7265	7.3921	272.6708
	S	104.839	99.892	32.201
10	T	3.6515	7.3323	95.2663
	S	106.992	100.706	92.167
11	T	3.7310	7.4460	80.3918
	S	104.712	99.169	109.220
12	T	3.7881	7.3432	360.8052
	S	103.134	100.557	24.336
13	T	3.6827	7.3737	95.4411
	S	106.086	100.141	91.998
14	T	3.7075	7.3543	299.7561
	S	105.376	100.405	29.292
15	T	4.2934	7.6487	101.5909
	S	90.996	96.540	86.429
16	T	3.7236	7.3678	80.3364
	S	104.920	100.221	109.295
17	T	3.6799	7.3086	79.6712
	S	106.166	101.033	110.208
18	T	3.7040	7.3416	79.7472
	S	105.476	100.579	110.103
19	T	3.7177	7.4010	79.8913
	S	105.087	99.772	109.904

Event: Chris Griffis Memorial OT - Pro Mazda

Track: Indianapolis Motor Speedway RC

2.439 mile(s)



Report: Section Data Report

Pro Mazda

Session: Test Session 4

September 23, 2018

Section Data for Car 92 - Franzoni, Victor

Lap	T/S	I2 to I3A	I5 to I6	Lap
20	T	3.8347	7.3442	204.4878
	S	101.881	100.543	42.939
21	T	3.6582	7.3624	
	S	106.796	100.295	

Event: Chris Griffis Memorial OT - Pro Mazda

Track: Indianapolis Motor Speedway RC

2.439 mile(s)



Report: Section Data Report

Pro Mazda






Session: Test Session 4

September 23, 2018

Section Data for Car

Report Support Information

Section Legend	
Name	Length
SF to I1	0.254167 miles
I1 to I2	0.252841 miles
I2 to I3A	0.108523 miles
I3A to I3	0.232197 miles
I3 to I4	0.341288 miles
I4 to I5A	0.165720 miles
I5A to I5	0.129167 miles
I5 to I6	0.205114 miles
I6 to I7	0.195265 miles
I7 to I8	0.152462 miles
I8 to I9	0.237879 miles
I9 to SF	0.164394 miles
I2 to I3	0.340720 miles
I4 to I5	0.294886 miles
Lap	2.439000 miles
PI to PO	0.394602 miles
PO to SF	2.239110 miles
SF to PI	2.223106 miles
PO to I2	0.307102 miles
I7 to PI	0.338826 miles
PO to PI	2.023201 miles

Color Legend	
	Fastest Lap
	Section Under Caution
	Section Under Green
	Section Time Data
	Section Speed Data

