

Event: Chris Griffis Memorial OT - Pro Mazda

Track: Indianapolis Motor Speedway RC

2.439 mile(s)



Report: Section Data Report

Pro Mazda

Session: Test Session 5

September 23, 2018

Section Data for Car 1 - Lindh, Rasmus (R)

Lap	T/S	I2 to I3A	I5 to I6	Lap
1	T	3.8074	7.4139	81.2683
	S	102.611	99.598	108.042
2	T	3.8439	7.4836	81.0969
	S	101.637	98.670	108.270
3	T	3.7802	7.4809	81.4497
	S	103.350	98.706	107.802
4	T	3.8346	7.5039	84.3274
	S	101.883	98.403	104.123
5	T	3.8162	7.4841	81.1550
	S	102.375	98.664	108.193
6	T	3.8193	7.5057	81.1298
	S	102.291	98.380	108.227
7	T	3.7895	7.4585	81.3210
	S	103.096	99.002	107.972
8	T	3.8304	7.5006	96.0266
	S	101.995	98.447	91.437
9	T	3.8493	7.3842	390.2185
	S	101.494	99.999	22.501
10	T	3.7901	7.4550	80.9854
	S	103.080	99.049	108.420
11	T	3.7705	7.4802	80.7905
	S	103.615	98.715	108.681
12	T	3.8090	7.4807	80.9480
	S	102.568	98.709	108.470
13	T	3.8293	7.5532	81.2388
	S	102.024	97.761	108.081
14	T	3.7731	7.4745	81.1612
	S	103.544	98.790	108.185
15	T	3.7875	7.4086	81.1799
	S	103.150	99.669	108.160
16	T	3.7619	7.5247	96.0321
	S	103.852	98.131	91.432
17	T	4.2998	7.6007	330.1425
	S	90.860	97.150	26.596
18	T	3.8085	7.3832	81.1274
	S	102.582	100.012	108.230
19	T	3.7183	7.3484	80.3881
	S	105.070	100.486	109.225

Event: Chris Griffis Memorial OT - Pro Mazda

Track: Indianapolis Motor Speedway RC

2.439 mile(s)



Report: Section Data Report

Pro Mazda

Session: Test Session 5

September 23, 2018

Section Data for Car 1 - Lindh, Rasmus (R)

Lap	T/S	I2 to I3A	I5 to I6	Lap
20	T	3.7377	7.3675	
	S	104.525	100.225	

Event: Chris Griffis Memorial OT - Pro Mazda

Track: Indianapolis Motor Speedway RC

2.439 mile(s)



Report: Section Data Report

Pro Mazda

Session: Test Session 5

September 23, 2018

Section Data for Car 12 - de la Vara, Moises (R)

Lap	T/S	I2 to I3A	I5 to I6	Lap
1	T	4.0052	7.7456	98.1976
	S	97.544	95.333	89.416
2	T	3.8187	7.6331	82.7023
	S	102.308	96.738	106.169
3	T	3.8496	7.4926	81.8182
	S	101.486	98.552	107.316
4	T	3.8493	7.7517	81.9312
	S	101.494	95.258	107.168
5	T	3.8779	7.5916	82.1950
	S	100.746	97.267	106.824
6	T	3.8280	7.5836	81.9048
	S	102.059	97.369	107.203
7	T	3.8344	7.6275	82.0146
	S	101.889	96.809	107.059
8	T	3.8147	7.5668	371.3235
	S	102.415	97.585	23.646
9	T	3.7867	7.4347	96.5424
	S	103.172	99.319	90.949
10	T	3.7990	7.8021	81.6301
	S	102.838	94.642	107.563
11	T	3.7861	7.5251	81.5687
	S	103.188	98.126	107.644
12	T	3.7765	7.5313	81.2475
	S	103.451	98.045	108.070
13	T	3.8709	7.6145	81.7466
	S	100.928	96.974	107.410
14	T	3.8504	7.4471	433.0382
	S	101.465	99.154	20.276
15	T	4.3925	7.9240	102.8443
	S	88.943	93.186	85.376
16	T	3.9746	7.4641	82.3592
	S	98.295	98.928	106.611
17	T	3.8066	7.4018	80.9763
	S	102.633	99.761	108.432
18	T	3.7910	7.4449	80.9705
	S	103.055	99.183	108.439
19	T	3.7877	7.4772	81.1195
	S	103.145	98.755	108.240

Event: Chris Griffis Memorial OT - Pro Mazda

Track: Indianapolis Motor Speedway RC

2.439 mile(s)



Report: Section Data Report

Pro Mazda

Session: Test Session 5

September 23, 2018

Section Data for Car 12 - de la Vara, Moises (R)

Lap	T/S	I2 to I3A	I5 to I6	Lap
20	T	3.7753	7.4428	81.0182
	S	103.484	99.211	108.376
21	T	3.8021	7.4967	150.1652
	S	102.754	98.498	58.472
22	T	3.9330	7.4718	98.8091
	S	99.334	98.826	88.862
23	T	3.7938	7.6688	81.5042
	S	102.979	96.287	107.729
24	T	3.8190	7.4215	
	S	102.300	99.496	

Event: Chris Griffis Memorial OT - Pro Mazda

Track: Indianapolis Motor Speedway RC

2.439 mile(s)



Report: Section Data Report

Pro Mazda

Session: Test Session 5

September 23, 2018

Section Data for Car 27 - Soler-Obel, Mathias (R)

Lap	T/S	I2 to I3A	I5 to I6	Lap
1	T	3.8427	7.6055	81.7054
	S	101.669	97.089	107.464
2	T	3.9409	7.5585	81.6651
	S	99.135	97.693	107.517
3	T	3.8438	7.5619	81.4122
	S	101.639	97.649	107.851
4	T	3.8619	7.5779	81.4673
	S	101.163	97.442	107.778
5	T	3.8544	7.5759	101.8292
	S	101.360	97.468	86.227
6	T	4.0782	7.4938	387.3824
	S	95.798	98.536	22.666
7	T	3.8059	7.5588	81.3310
	S	102.652	97.689	107.959
8	T	3.8301	7.4877	81.0963
	S	102.003	98.616	108.271
9	T	3.9112	7.6644	81.4391
	S	99.888	96.343	107.816
10	T	3.8141	7.7575	81.4433
	S	102.431	95.186	107.810
11	T	3.8139	7.7633	102.7977
	S	102.436	95.115	85.414
12	T	3.9007	7.4648	859.0600
	S	100.157	98.919	10.221
13	T	3.8071	7.4913	81.2182
	S	102.619	98.569	108.109
14	T	3.8120	7.6393	81.4313
	S	102.487	96.659	107.826
15	T	3.8353	7.5736	82.3058
	S	101.865	97.498	106.680
16	T	3.8076	7.5439	81.3031
	S	102.606	97.882	107.996
17	T	3.8457	7.5944	81.4062
	S	101.589	97.231	107.859
18	T	3.8470		
	S	101.555		

Event: Chris Griffis Memorial OT - Pro Mazda
 Track: Indianapolis Motor Speedway RC
 Report: Section Data Report
 Session: Test Session 5

2.439 mile(s)



Pro Mazda
 September 23, 2018

Section Data for Car 62 - Frost, Danial (R)

Lap	T/S	I2 to I3A	I5 to I6	Lap
1	T	3.8661	7.5178	81.5988
	S	101.053	98.221	107.605
2	T	3.8194	7.5816	82.0243
	S	102.289	97.395	107.046
3	T	3.7886	7.5383	80.6968
	S	103.120	97.954	108.807
4	T	3.7856	7.6302	81.1955
	S	103.202	96.775	108.139
5	T	4.0426	7.6607	98.0707
	S	96.641	96.389	89.531
6	T	3.7739	7.5023	360.0108
	S	103.522	98.424	24.389
7	T	3.7618	7.7368	81.6493
	S	103.855	95.441	107.538
8	T	3.7947	7.4847	98.3815
	S	102.955	98.656	89.248
9	T	3.8248	7.5055	188.7623
	S	102.144	98.382	46.516
10	T	3.7843	7.5098	81.0499
	S	103.238	98.326	108.333
11	T	3.7417	7.4999	80.9640
	S	104.413	98.456	108.448
12	T	3.7458	7.6230	81.4505
	S	104.299	96.866	107.800
13	T	3.9284	7.7619	100.7605
	S	99.451	95.133	87.141
14	T	3.7276	7.4403	361.3646
	S	104.808	99.245	24.298
15	T	3.7819	7.5905	83.1363
	S	103.303	97.281	105.615
16	T	3.7743	7.4582	81.1984
	S	103.511	99.006	108.135
17	T	3.7927	7.6049	99.4155
	S	103.009	97.096	88.320
18	T	4.0933	7.8705	219.6239
	S	95.444	93.820	39.979
19	T	3.8001	7.4903	81.1497
	S	102.808	98.582	108.200

Event: Chris Griffis Memorial OT - Pro Mazda

Track: Indianapolis Motor Speedway RC

2.439 mile(s)



Report: Section Data Report

Pro Mazda

Session: Test Session 5

September 23, 2018

Section Data for Car 62 - Frost, Danial (R)

Lap	T/S	I2 to I3A	I5 to I6	Lap
20	T	3.7669	8.3631	81.6370
	S	103.714	88.294	107.554
21	T	3.7606	7.5192	81.0940
	S	103.888	98.203	108.274
22	T	3.7843	7.5310	84.3524
	S	103.238	98.049	104.092
23	T	3.8335		
	S	101.913		

Event: Chris Griffis Memorial OT - Pro Mazda
 Track: Indianapolis Motor Speedway RC
 Report: Section Data Report
 Session: Test Session 5

2.439 mile(s)



Pro Mazda
 September 23, 2018

Section Data for Car 73 - Shields, Cameron (R)

Lap	T/S	I2 to I3A	I5 to I6	Lap
1	T	3.7941	7.4987	81.3114
	S	102.971	98.472	107.985
2	T	3.7766	7.3904	81.0382
	S	103.448	99.915	108.349
3	T	3.7693	7.3952	80.7756
	S	103.648	99.850	108.701
4	T	3.7914	7.4703	80.9957
	S	103.044	98.846	108.406
5	T	3.8230	7.6325	99.0143
	S	102.192	96.745	88.678
6	T	3.9196	7.5047	365.2774
	S	99.674	98.393	24.038
7	T	3.7813	7.4110	81.0155
	S	103.319	99.637	108.379
8	T	3.7832	7.4021	80.6146
	S	103.268	99.757	108.918
9	T	3.7482	7.4652	80.8531
	S	104.232	98.914	108.597
10	T	3.7927	7.4549	80.9551
	S	103.009	99.050	108.460
11	T	3.8079	7.6178	101.2029
	S	102.598	96.932	86.760
12	T	3.9989	7.5291	390.3015
	S	97.697	98.074	22.496
13	T	3.8217	7.4836	81.4260
	S	102.227	98.670	107.833
14	T	3.8065	7.4887	80.8934
	S	102.635	98.603	108.543
15	T	3.8542	7.5122	98.1015
	S	101.365	98.295	89.503
16	T	4.3379	8.1014	252.7917
	S	90.062	91.146	34.734
17	T	3.8136	7.3864	80.6597
	S	102.444	99.969	108.857
18	T	3.7196	7.3491	80.3121
	S	105.033	100.476	109.328
19	T	3.7751	10.0577	91.1379
	S	103.489	73.417	96.342

Event: Chris Griffis Memorial OT - Pro Mazda

Track: Indianapolis Motor Speedway RC

2.439 mile(s)



Report: Section Data Report

Pro Mazda

Session: Test Session 5

September 23, 2018

Section Data for Car 73 - Shields, Cameron (R)

Lap	T/S	I2 to I3A	I5 to I6	Lap
20	T	3.7786	7.3591	80.3728
	S	103.393	100.340	109.246
21	T	4.1196	8.3546	196.1760
	S	94.835	88.384	44.758

Event: Chris Griffis Memorial OT - Pro Mazda

Track: Indianapolis Motor Speedway RC

2.439 mile(s)



Report: Section Data Report

Pro Mazda

Session: Test Session 5

September 23, 2018

Section Data for Car 78 - Dupell, Kyle (R)

Lap	T/S12 to I3A	I5 to I6	Lap	
1	T	3.7993	7.4320	81.5882
	S	102.830	99.355	107.619
2	T	3.7661	7.5732	81.6715
	S	103.736	97.503	107.509
3	T	3.7667	7.5424	81.1987
	S	103.720	97.901	108.135
4	T	3.7737	7.5549	81.6555
	S	103.528	97.739	107.530
5	T	3.7884	7.5890	81.5968
	S	103.126	97.300	107.607
6	T	3.7998	7.5596	99.0835
	S	102.816	97.678	88.616
7	T	3.7900	7.6282	229.9308
	S	103.082	96.800	38.187
8	T	3.7970	7.6043	81.7104
	S	102.892	97.104	107.458
9	T	3.8213	7.4662	81.3250
	S	102.238	98.900	107.967
10	T	3.8550	7.5314	81.6799
	S	101.344	98.044	107.498
11	T	3.8111	7.5075	98.7789
	S	102.512	98.356	88.889
12	T	3.7448	7.5268	239.9266
	S	104.326	98.104	36.596
13	T	3.7845	7.4519	81.3991
	S	103.232	99.090	107.869
14	T	3.7958	7.5413	81.5717
	S	102.925	97.915	107.640
15	T	3.7957	7.5345	81.6839
	S	102.927	98.004	107.492
16	T	3.8148	7.5496	81.4694
	S	102.412	97.808	107.775
17	T	4.1376	8.1590	104.8365
	S	94.422	90.502	83.753
18	T	3.9055	7.5776	279.4444
	S	100.034	97.446	31.421
19	T	3.8221	7.5248	81.4712
	S	102.217	98.130	107.773

Event: Chris Griffis Memorial OT - Pro Mazda

Track: Indianapolis Motor Speedway RC

2.439 mile(s)



Report: Section Data Report

Pro Mazda

Session: Test Session 5

September 23, 2018

Section Data for Car 78 - Dupell, Kyle (R)

Lap	T/S	I2 to I3A	I5 to I6	Lap
20	T	3.7964	7.5967	81.5629
	S	102.908	97.201	107.652
21	T	3.7817	7.4438	81.4514
	S	103.309	99.198	107.799
22	T	3.8024	7.5741	81.5913
	S	102.746	97.491	107.614
23	T	3.8031	8.1851	
	S	102.727	90.214	

Event: Chris Griffis Memorial OT - Pro Mazda

Track: Indianapolis Motor Speedway RC

2.439 mile(s)



Report: Section Data Report

Pro Mazda

Session: Test Session 5

September 23, 2018

Section Data for Car 79 - Van der Watt, Julian (R)

Lap	T/S	I2 to I3A	I5 to I6	Lap
1	T	4.3415	7.7535	269.1298
	S	89.988	95.236	32.625
2	T	3.8144	7.5660	81.2760
	S	102.423	97.596	108.032
3	T	3.7823	7.5644	81.0879
	S	103.292	97.616	108.282
4	T	3.7917	7.5262	80.8407
	S	103.036	98.112	108.614
5	T	3.8069	7.5144	81.4622
	S	102.625	98.266	107.785
6	T	3.7803	7.6053	81.2436
	S	103.347	97.091	108.075
7	T	4.2352	7.6755	105.8819
	S	92.246	96.203	82.926
8	T	3.8812	7.5728	385.8604
	S	100.660	97.508	22.755
9	T	3.7438	7.4409	80.5954
	S	104.354	99.237	108.944
10	T	3.7561	7.4384	80.6736
	S	104.013	99.270	108.839
11	T	3.7809	7.4627	80.6398
	S	103.330	98.947	108.884
12	T	3.7396	8.5966	100.9147
	S	104.472	85.895	87.008
13	T	4.2346	7.5862	804.5008
	S	92.259	97.336	10.914
14	T	3.7446	7.5312	80.6618
	S	104.332	98.047	108.855
15	T	3.7975	7.4917	80.6944
	S	102.879	98.564	108.811
16	T	3.7436	7.4505	80.7060
	S	104.360	99.109	108.795
17	T	3.7747	10.1137	
	S	103.500	73.011	

Event: Chris Griffis Memorial OT - Pro Mazda
Track: Indianapolis Motor Speedway RC
Report: Section Data Report
Session: Test Session 5

2.439 mile(s)



Pro Mazda
 September 23, 2018

Section Data for Car 90 - Lastochkin, Nikita

Lap	T/S12 to I3A	I5 to I6	Lap	
1	T	3.7896	7.4466	81.7670
	S	103.093	99.161	107.383
2	T	3.7843	7.6063	82.3892
	S	103.238	97.079	106.572
3	T	3.8157	7.5426	81.8034
	S	102.388	97.898	107.335
4	T	3.7951	7.4065	81.1769
	S	102.944	99.697	108.164
5	T	3.7562	7.4956	81.3464
	S	104.010	98.512	107.938
6	T	3.7310	7.5505	81.4573
	S	104.712	97.796	107.791
7	T	3.7911	7.4881	97.7660
	S	103.052	98.611	89.810
8	T	3.7308	7.4553	296.9501
	S	104.718	99.045	29.569
9	T	3.7493	7.5035	81.4846
	S	104.201	98.409	107.755
10	T	3.8023	7.6077	81.5693
	S	102.749	97.061	107.643
11	T	3.7871	7.5056	81.4380
	S	103.161	98.381	107.817
12	T	3.8730	7.6311	98.2866
	S	100.873	96.763	89.335
13	T	3.8029	7.7180	384.6202
	S	102.733	95.674	22.829
14	T	3.8387	7.6200	81.7512
	S	101.775	96.904	107.404
15	T	3.8498	7.6365	82.1514
	S	101.481	96.695	106.881
16	T	3.7822	7.4567	81.5069
	S	103.295	99.026	107.726
17	T	3.7962	7.7849	104.4149
	S	102.914	94.851	84.091
18	T	3.9659	7.4074	366.9902
	S	98.510	99.685	23.925
19	T	3.8037	7.4049	80.9239
	S	102.711	99.719	108.502

Event: Chris Griffis Memorial OT - Pro Mazda

Track: Indianapolis Motor Speedway RC

2.439 mile(s)



Report: Section Data Report

Pro Mazda

Session: Test Session 5

September 23, 2018

Section Data for Car 90 - Lastochkin, Nikita

Lap	T/S	I2 to I3A	I5 to I6	Lap
20	T	3.8827		
	S	100.621		

Event: Chris Griffis Memorial OT - Pro Mazda

Track: Indianapolis Motor Speedway RC

2.439 mile(s)



Report: Section Data Report

Pro Mazda

Session: Test Session 5

September 23, 2018

Section Data for Car 91 - Fraga, Igor (R)

Lap	T/S	I2 to I3A	I5 to I6	Lap
1	T	4.7905	9.0895	245.5854
	S	81.553	81.238	35.753
2	T	4.2365	7.8491	322.1274
	S	92.218	94.076	27.258
3	T	3.8782	7.6814	83.9816
	S	100.738	96.129	104.551
4	T	3.7553	7.6416	105.1831
	S	104.035	96.630	83.477
5	T	3.7878	7.5340	185.5170
	S	103.142	98.010	47.329
6	T	3.7381	7.4942	81.7728
	S	104.513	98.531	107.376
7	T	3.7485	7.5771	81.6522
	S	104.224	97.453	107.534
8	T	3.7616	7.5854	81.9455
	S	103.861	97.346	107.149
9	T	3.7702	7.5944	100.8187
	S	103.624	97.231	87.091

Event: Chris Griffis Memorial OT - Pro Mazda

Track: Indianapolis Motor Speedway RC

2.439 mile(s)



Report: Section Data Report

Pro Mazda

Session: Test Session 5

September 23, 2018

Section Data for Car 92 - Franzoni, Victor

Lap	T/S12 to I3A	I5 to I6	Lap	
1	T	3.8838	7.5746	98.0515
	S	100.593	97.485	89.549
2	T	3.7710	7.4753	81.1836
	S	103.602	98.780	108.155
3	T	3.7873	7.4312	80.7112
	S	103.156	99.366	108.788
4	T	3.8127	7.4330	335.9499
	S	102.469	99.342	26.136
5	T	3.7220	7.4273	95.8796
	S	104.966	99.418	91.577
6	T	3.7873	7.3835	80.6952
	S	103.156	100.008	108.809
7	T	3.7956	7.4113	80.7380
	S	102.930	99.633	108.752
8	T	4.0034	7.4249	186.1121
	S	97.588	99.450	47.178
9	T	3.9559	7.3881	97.7851
	S	98.759	99.946	89.793
10	T	3.7846	7.4681	80.6517
	S	103.229	98.875	108.868
11	T	3.7994	7.4784	80.9924
	S	102.827	98.739	108.410
12	T	3.7714	7.4318	81.0249
	S	103.591	99.358	108.367
13	T	3.7573	7.4641	210.6048
	S	103.979	98.928	41.691
14	T	3.7594	7.4273	95.5531
	S	103.921	99.418	91.890
15	T	3.7540	7.4070	80.8247
	S	104.071	99.691	108.635
16	T	3.8131	7.4095	352.5504
	S	102.458	99.657	24.905
17	T	4.3550	7.6143	101.6847
	S	89.709	96.977	86.349
18	T	3.7111	7.3625	80.1703
	S	105.274	100.293	109.522
19	T	3.6971	7.3862	80.2097
	S	105.673	99.971	109.468

Event: Chris Griffis Memorial OT - Pro Mazda

Track: Indianapolis Motor Speedway RC

2.439 mile(s)



Report: Section Data Report

Pro Mazda

Session: Test Session 5

September 23, 2018

Section Data for Car 92 - Franzoni, Victor

Lap	T/S	I2 to I3A	I5 to I6	Lap
20	T	3.7491	7.4395	80.8375
	S	104.207	99.255	108.618
21	T	3.7356	7.5505	
	S	104.583	97.796	

Event: Chris Griffis Memorial OT - Pro Mazda

Track: Indianapolis Motor Speedway RC

2.439 mile(s)



Report: Section Data Report

Pro Mazda






Session: Test Session 5

September 23, 2018

Section Data for Car

Report Support Information

Section Legend	
Name	Length
SF to I1	0.254167 miles
I1 to I2	0.252841 miles
I2 to I3A	0.108523 miles
I3A to I3	0.232197 miles
I3 to I4	0.341288 miles
I4 to I5A	0.165720 miles
I5A to I5	0.129167 miles
I5 to I6	0.205114 miles
I6 to I7	0.195265 miles
I7 to I8	0.152462 miles
I8 to I9	0.237879 miles
I9 to SF	0.164394 miles
I2 to I3	0.340720 miles
I4 to I5	0.294886 miles
Lap	2.439000 miles
PI to PO	0.394602 miles
PO to SF	2.239110 miles
SF to PI	2.223106 miles
PO to I2	0.307102 miles
I7 to PI	0.338826 miles
PO to PI	2.023201 miles

Color Legend	
	Fastest Lap
	Section Under Caution
	Section Under Green
	Section Time Data
	Section Speed Data

