

Event: Chris Griffis Memorial OT - Pro Mazda

Track: Indianapolis Motor Speedway RC

2.439 mile(s)



Report: Section Data Report

Pro Mazda

Session: Test Session 6

September 23, 2018

Section Data for Car 1 - Lindh, Rasmus (R)

Lap	T/S	I2 to I3A	I5 to I6	Lap
1	T	3.8408	7.4525	81.7334
	S	101.719	99.082	107.427
2	T	3.8107	7.4740	81.1102
	S	102.522	98.797	108.253
3	T	3.7577	7.4815	81.1062
	S	103.968	98.698	108.258
4	T	3.7965	7.4947	84.8102
	S	102.906	98.524	103.530
5	T	3.7634	7.4525	81.2767
	S	103.811	99.082	108.031
6	T	3.7773	7.5129	81.3220
	S	103.429	98.285	107.971
7	T	3.7915	7.4743	81.0729
	S	103.041	98.793	108.303
8	T	3.8214	7.6292	96.2471
	S	102.235	96.787	91.228
9	T	3.8432	7.4999	224.5544
	S	101.655	98.456	39.101
10	T	3.7651	7.7499	81.6282
	S	103.764	95.280	107.566
11	T	3.8099	7.4959	81.4338
	S	102.544	98.508	107.823
12	T	3.9147	7.5124	81.7120
	S	99.799	98.292	107.455
13	T	4.5667	9.1757	97.9247
	S	85.550	80.474	89.665
14	T	3.8219	7.4902	81.7425
	S	102.222	98.583	107.415
15	T	3.8102	7.5139	81.2922
	S	102.536	98.272	108.010
16	T	3.8109	7.5012	95.9507
	S	102.517	98.439	91.509
17	T	3.9901	8.0257	439.3726
	S	97.913	92.006	19.984
18	T	3.8236	7.4145	81.1900
	S	102.176	99.590	108.146
19	T	3.7356	7.3503	80.1598
	S	104.583	100.460	109.536

**Event:** Chris Griffis Memorial OT - Pro Mazda

**Track:** Indianapolis Motor Speedway RC

2.439 mile(s)



**Report:** Section Data Report

Pro Mazda

**Session:** Test Session 6

September 23, 2018

**Section Data for Car 1 - Lindh, Rasmus (R)**

Lap	T/S	I2 to I3A	I5 to I6	Lap
20	T	3.7290	7.3835	80.2657
	S	104.769	100.008	109.392
21	T	3.7251	7.4242	80.4174
	S	104.878	99.460	109.185
22	T	5.4756	7.8038	111.3676
	S	71.350	94.622	78.842
23	T	3.7502	7.3612	80.6417
	S	104.176	100.311	108.882
24	T	3.7724	7.3976	80.6086
	S	103.563	99.817	108.926
25	T	3.7715	7.3736	
	S	103.588	100.142	

Event: Chris Griffis Memorial OT - Pro Mazda

Track: Indianapolis Motor Speedway RC

2.439 mile(s)



Report: Section Data Report

Pro Mazda

Session: Test Session 6

September 23, 2018

Section Data for Car 12 - de la Vara, Moises (R)

Lap	T/S	I2 to I3A	I5 to I6	Lap
1	T	4.0010	7.6775	99.0920
	S	97.646	96.178	88.609
2	T	4.0331	7.6219	82.2626
	S	96.869	96.880	106.736
3	T	3.8318	7.6400	81.7822
	S	101.958	96.650	107.363
4	T	3.8700	7.5431	81.6680
	S	100.951	97.892	107.513
5	T	3.8512	7.4950	81.8171
	S	101.444	98.520	107.317
6	T	3.8516	7.5024	81.9003
	S	101.434	98.423	107.208
7	T	3.8053	7.5079	397.1779
	S	102.668	98.351	22.107
8	T	3.8603	7.7156	97.3885
	S	101.205	95.703	90.158
9	T	3.8550	7.4602	81.5008
	S	101.344	98.980	107.734
10	T	3.8387	7.6048	84.1329
	S	101.775	97.098	104.363
11	T	3.8334	7.4622	81.7069
	S	101.915	98.953	107.462
12	T	3.8363	7.5463	81.9378
	S	101.838	97.850	107.159
13	T	3.8480	7.5166	81.9616
	S	101.529	98.237	107.128
14	T	3.8534	7.4536	81.7875
	S	101.386	99.067	107.356
15	T	3.8416	7.5393	467.7065
	S	101.698	97.941	18.773
16	T	3.9489	7.5378	98.5538
	S	98.934	97.961	89.092
17	T	3.8224	7.4567	81.6364
	S	102.209	99.026	107.555
18	T	3.8182	7.3952	81.3903
	S	102.321	99.850	107.880
19	T	3.8246	7.5070	81.5944
	S	102.150	98.363	107.610

**Event:** Chris Griffis Memorial OT - Pro Mazda

**Track:** Indianapolis Motor Speedway RC

2.439 mile(s)



**Report:** Section Data Report

Pro Mazda

**Session:** Test Session 6

September 23, 2018

**Section Data for Car 12 - de la Vara, Moises (R)**

Lap	T/S	I2 to I3A	I5 to I6	Lap
20	T	3.8486	7.4644	144.1400
	S	101.513	98.924	60.916
21	T	3.8418	7.4635	96.5693
	S	101.692	98.936	90.923
22	T	3.8200	7.4314	81.7958
	S	102.273	99.363	107.345
23	T	3.8161	7.4745	81.5216
	S	102.377	98.790	107.706
24	T	3.7926		
	S	103.012		

Event: Chris Griffis Memorial OT - Pro Mazda

Track: Indianapolis Motor Speedway RC

2.439 mile(s)



Report: Section Data Report

Pro Mazda

Session: Test Session 6

September 23, 2018

Section Data for Car 27 - Soler-Obel, Mathias (R)

Lap	T/S	I2 to I3A	I5 to I6	Lap
1	T	3.8818	7.6163	82.2320
	S	100.644	96.951	106.776
2	T	3.8064	7.6369	81.4058
	S	102.638	96.690	107.860
3	T	3.7894	7.5598	81.1876
	S	103.099	97.676	108.150
4	T	3.8348	7.5586	97.9622
	S	101.878	97.691	89.630
5	T	4.2074	7.6957	196.7413
	S	92.856	95.951	44.629
6	T	3.7631	7.5197	80.8272
	S	103.819	98.197	108.632
7	T	3.7977	7.4014	80.4930
	S	102.873	99.766	109.083
8	T	3.7545	7.4356	80.5391
	S	104.057	99.307	109.020
9	T	3.7564	7.4135	97.0647
	S	104.004	99.603	90.459
10	T	3.7840	7.4038	183.1511
	S	103.246	99.734	47.941
11	T	3.8644	7.4491	80.5760
	S	101.098	99.127	108.970
12	T	3.7681	7.4697	80.7476
	S	103.681	98.854	108.739
13	T	3.8122	7.6042	80.6642
	S	102.482	97.105	108.851
14	T	3.7913	7.4878	80.4990
	S	103.047	98.615	109.075
15	T	3.8085	7.5166	98.0211
	S	102.582	98.237	89.577
16	T	4.2175	7.6583	509.4984
	S	92.634	96.419	17.233
17	T	3.8753	7.4479	80.9162
	S	100.813	99.143	108.512
18	T	3.7503	7.3990	80.3842
	S	104.173	99.798	109.230
19	T	3.7409	7.3963	80.2006
	S	104.435	99.835	109.480

**Event:** Chris Griffis Memorial OT - Pro Mazda

**Track:** Indianapolis Motor Speedway RC

2.439 mile(s)



**Report:** Section Data Report

Pro Mazda

**Session:** Test Session 6

September 23, 2018

**Section Data for Car 27 - Soler-Obel, Mathias (R)**

Lap	T/S	I2 to I3A	I5 to I6	Lap
20	T	3.7472	7.3929	79.9980
	S	104.260	99.881	109.758
21	T	3.7350	7.4111	80.0888
	S	104.600	99.636	109.633
22	T	3.7611	7.4393	80.1707
	S	103.874	99.258	109.521
23	T	3.7320	7.4321	80.4132
	S	104.684	99.354	109.191
24	T	3.8264	7.4518	
	S	102.102	99.091	

**Event:** Chris Griffis Memorial OT - Pro Mazda  
**Track:** Indianapolis Motor Speedway RC  
**Report:** Section Data Report  
**Session:** Test Session 6

2.439 mile(s)



**Pro Mazda**  
**September 23, 2018**

**Section Data for Car 62 - Frost, Danial (R)**

Lap	T/S	I2 to I3A	I5 to I6	Lap
1	T	3.8375	7.7253	82.4120
	S	101.806	95.583	106.543
2	T	3.8160	7.6524	82.0306
	S	102.380	96.494	107.038
3	T	3.8320	7.5475	81.8515
	S	101.952	97.835	107.272
4	T	3.8332	7.5396	81.9083
	S	101.921	97.937	107.198
5	T	3.8367	7.8932	98.4665
	S	101.828	93.550	89.171
6	T	3.7868	7.8112	365.7377
	S	103.169	94.532	24.007
7	T	3.7850	7.5818	81.5751
	S	103.218	97.392	107.636
8	T	3.8217	7.5817	81.6704
	S	102.227	97.394	107.510
9	T	3.8476	7.6423	81.6753
	S	101.539	96.621	107.504
10	T	3.8451	7.6389	97.8645
	S	101.605	96.664	89.720
11	T	3.8192	7.5265	310.5596
	S	102.294	98.108	28.273
12	T	3.7547	7.5491	81.4108
	S	104.051	97.814	107.853
13	T	3.7606	7.5864	81.5033
	S	103.888	97.333	107.731
14	T	3.7975	7.7545	98.1845
	S	102.879	95.223	89.428
15	T	3.9296	7.6746	246.2891
	S	99.420	96.215	35.651
16	T	3.7279	7.4269	80.5932
	S	104.799	99.424	108.947
17	T	3.7572	7.3921	80.4998
	S	103.982	99.892	109.074
18	T	3.7361	7.4551	95.1971
	S	104.569	99.048	92.234
19	T	3.8791	7.4952	268.9008
	S	100.715	98.518	32.653

**Event:** Chris Griffis Memorial OT - Pro Mazda

**Track:** Indianapolis Motor Speedway RC

2.439 mile(s)



**Report:** Section Data Report

Pro Mazda

**Session:** Test Session 6

September 23, 2018

**Section Data for Car 62 - Frost, Danial (R)**

Lap	T/S	I2 to I3A	I5 to I6	Lap
20	T	3.7697	7.4302	80.6393
	S	103.637	99.379	108.885
21	T	3.7573	7.5493	81.0883
	S	103.979	97.812	108.282
22	T	3.9580		
	S	98.707		



**Event:** Chris Griffis Memorial OT - Pro Mazda  
**Track:** Indianapolis Motor Speedway RC  
**Report:** Section Data Report  
**Session:** Test Session 6

2.439 mile(s)



**Pro Mazda**  
**September 23, 2018**

**Section Data for Car 73 - Shields, Cameron (R)**

Lap	T/S	I2 to I3A	I5 to I6	Lap
1	T	3.8401	9.3268	94.5542
	S	101.737	79.171	92.861
2	T	3.8340	7.5007	83.8413
	S	101.899	98.445	104.726
3	T	3.7852	7.3994	81.3426
	S	103.213	99.793	107.943
4	T	3.7810	7.3705	81.2392
	S	103.328	100.184	108.081
5	T	3.7632	7.4346	98.6114
	S	103.816	99.321	89.040
6	T	3.8850	7.5090	158.1268
	S	100.562	98.337	55.528
7	T	3.8059	7.4070	81.1454
	S	102.652	99.691	108.206
8	T	3.7455	7.4036	80.8310
	S	104.307	99.736	108.627
9	T	3.8082	7.5923	98.7708
	S	102.590	97.258	88.897
10	T	3.9279	7.6521	224.7692
	S	99.463	96.498	39.064
11	T	3.7944	7.3840	80.9214
	S	102.963	100.001	108.505
12	T	3.8020	7.4342	80.8834
	S	102.757	99.326	108.556
13	T	3.8881	8.6794	98.9575
	S	100.481	85.076	88.729
14	T	4.4068	7.7862	485.7978
	S	88.654	94.836	18.074
15	T	3.8023	7.3572	80.5928
	S	102.749	100.366	108.948
16	T	3.7548	7.3900	80.6098
	S	104.049	99.920	108.925
17	T	4.6163	8.9521	95.5432
	S	84.631	82.484	91.900
18	T	3.7732	7.3543	98.4826
	S	103.541	100.405	89.157
19	T	4.1319	7.6243	215.4621
	S	94.553	96.849	40.751

**Event:** Chris Griffis Memorial OT - Pro Mazda

**Track:** Indianapolis Motor Speedway RC

2.439 mile(s)



**Report:** Section Data Report

Pro Mazda

**Session:** Test Session 6

September 23, 2018

**Section Data for Car 73 - Shields, Cameron (R)**

Lap	T/S	I2 to I3A	I5 to I6	Lap
20	T	3.8147	7.4072	80.6581
	S	102.415	99.688	108.859
21	T	3.8197	7.4604	83.1987
	S	102.281	98.977	105.535
22	T	3.7562	7.4596	80.7599
	S	104.010	98.988	108.722

**Event:** Chris Griffis Memorial OT - Pro Mazda  
**Track:** Indianapolis Motor Speedway RC  
**Report:** Section Data Report  
**Session:** Test Session 6

2.439 mile(s)



**Pro Mazda**  
**September 23, 2018**

**Section Data for Car 78 - Dupell, Kyle (R)**

Lap	T/S	I2 to I3A	I5 to I6	Lap
1	T	4.3125	7.7264	682.3140
	S	90.593	95.570	12.869
2	T	3.7919	7.4506	81.8520
	S	103.031	99.107	107.272
3	T	3.8088	7.5746	82.2556
	S	102.573	97.485	106.745
4	T	3.8247	7.5844	81.9412
	S	102.147	97.359	107.155
5	T		7.5600	81.6529
	S		97.673	107.533
6	T	3.8130	7.5450	81.9192
	S	102.460	97.867	107.184
7	T	3.8087	7.9769	100.6600
	S	102.576	92.568	87.228
8	T	4.0692	7.5828	286.3781
	S	96.009	97.379	30.660
9	T	3.8025	7.4959	81.2885
	S	102.743	98.508	108.015
10	T	3.8103	7.3961	81.1003
	S	102.533	99.838	108.266
11	T	3.7581		81.6954
	S	103.957		107.477
12	T	4.5795	8.1292	103.0324
	S	85.311	90.834	85.220
13	T	3.7635	7.5233	82.1957
	S	103.808	98.150	106.823
14	T	3.7702	7.4997	81.7914
	S	103.624	98.458	107.351
15	T	3.7928	7.4432	81.3394
	S	103.006	99.206	107.948
16	T	4.1313		
	S	94.566		

**Event:** Chris Griffis Memorial OT - Pro Mazda  
**Track:** Indianapolis Motor Speedway RC  
**Report:** Section Data Report  
**Session:** Test Session 6

2.439 mile(s)



**Pro Mazda**  
**September 23, 2018**

**Section Data for Car 79 - Van der Watt, Julian (R)**

Lap	T/S	I2 to I3A	I5 to I6	Lap
1	T	4.5842	7.6493	675.2011
	S	85.224	96.533	13.004
2	T	3.8195	7.4538	81.7157
	S	102.286	99.065	107.451
3	T	3.7680	7.5864	81.0679
	S	103.684	97.333	108.309
4	T	3.8422	7.7819	82.3422
	S	101.682	94.888	106.633
5	T	3.7936	7.5957	81.0159
	S	102.984	97.214	108.379
6	T	3.7651	7.5699	81.0851
	S	103.764	97.545	108.286
7	T	3.7854	7.5683	81.2749
	S	103.208	97.566	108.033
8	T	3.7576	7.6028	101.0060
	S	103.971	97.123	86.929
9	T	4.2136	7.6469	207.6993
	S	92.719	96.563	42.275
10	T	3.7737	7.3989	80.3934
	S	103.528	99.800	109.218
11	T	3.7248	7.3526	80.1727
	S	104.887	100.428	109.519
12	T	3.7578	7.4036	80.2718
	S	103.966	99.736	109.383
13	T	5.0955	7.9371	106.0733
	S	76.672	93.033	82.777
14	T	3.7730	7.4767	80.8869
	S	103.547	98.761	108.552
15	T	3.7562	7.5447	80.8331
	S	104.010	97.871	108.624
16	T	3.7918	7.4951	81.8261
	S	103.033	98.519	107.306
17	T	4.0181		
	S	97.230		

Event: Chris Griffis Memorial OT - Pro Mazda

Track: Indianapolis Motor Speedway RC

2.439 mile(s)



Report: Section Data Report

Pro Mazda

Session: Test Session 6

September 23, 2018

Section Data for Car 91 - Fraga, Igor (R)

Lap	T/S	I2 to I3A	I5 to I6	Lap
1	T	3.8330	7.6189	82.8347
	S	101.926	96.918	105.999
2	T	3.7578	7.5665	81.4978
	S	103.966	97.589	107.738
3	T	3.8066	7.5843	81.5874
	S	102.633	97.360	107.620
4	T	3.7739	7.9561	107.2057
	S	103.522	92.810	81.902
5	T	3.8751	7.5427	358.9868
	S	100.819	97.897	24.459
6	T	3.8054	7.5597	81.1798
	S	102.665	97.677	108.160
7	T	3.7396	7.5038	81.2450
	S	104.472	98.405	108.073
8	T	3.7813	7.4737	81.0772
	S	103.319	98.801	108.297
9	T	3.7908	7.4456	81.0376
	S	103.061	99.174	108.350
10	T	3.7621	7.4341	81.0623
	S	103.847	99.327	108.317
11	T	3.8202	7.5602	100.0128
	S	102.267	97.671	87.793
12	T	3.8746	7.4334	235.0390
	S	100.832	99.337	37.357
13	T	3.8051	7.4518	81.0920
	S	102.673	99.091	108.277
14	T	3.7673	7.5292	82.0268
	S	103.703	98.073	107.043
15	T	3.7228	7.4957	81.1826
	S	104.943	98.511	108.156
16	T	3.7652	7.4821	81.3248
	S	103.761	98.690	107.967
17	T	3.8065	7.4894	98.8907
	S	102.635	98.594	88.789
18	T	3.8747	7.5324	319.9727
	S	100.829	98.031	27.441
19	T	3.7464	7.5012	80.9875
	S	104.282	98.439	108.417

**Event:** Chris Griffis Memorial OT - Pro Mazda

**Track:** Indianapolis Motor Speedway RC

2.439 mile(s)



**Report:** Section Data Report

Pro Mazda

**Session:** Test Session 6

September 23, 2018

**Section Data for Car 91 - Fraga, Igor (R)**

Lap	T/S	I2 to I3A	I5 to I6	Lap
20	T	3.7194	7.5370	84.0513
	S	105.039	97.971	104.465
21	T	4.0002	7.6590	84.3516
	S	97.666	96.411	104.093
22	T	3.7343	7.5041	81.4462
	S	104.620	98.401	107.806
23	T	3.7214	7.5042	80.9865
	S	104.982	98.399	108.418
24	T	3.7523		
	S	104.118		

**Event:** Chris Griffis Memorial OT - Pro Mazda  
**Track:** Indianapolis Motor Speedway RC  
**Report:** Section Data Report  
**Session:** Test Session 6

2.439 mile(s)



**Pro Mazda**  
**September 23, 2018**

**Section Data for Car 92 - Franzoni, Victor**

Lap	T/S	I2 to I3A	I5 to I6	Lap
1	T	3.8816	7.5625	98.2462
	S	100.650	97.641	89.371
2	T	3.7809	7.4615	81.3868
	S	103.330	98.963	107.885
3	T	3.8203	7.4981	81.2662
	S	102.265	98.479	108.045
4	T	3.7776	7.4207	80.8690
	S	103.421	99.507	108.576
5	T	3.8196	7.5107	207.9254
	S	102.283	98.314	42.229
6	T	3.8514	7.4763	98.1246
	S	101.439	98.767	89.482
7	T	3.7586	7.4554	80.8662
	S	103.943	99.044	108.579
8	T	3.7703	7.4898	80.7050
	S	103.621	98.589	108.796
9	T	3.7926	7.4720	80.9246
	S	103.012	98.823	108.501
10	T	3.7592	7.4360	282.0034
	S	103.927	99.302	31.136
11	T	3.9140	7.4791	97.1932
	S	99.817	98.730	90.340
12	T	3.7374	7.4762	80.5235
	S	104.533	98.768	109.041
13	T	3.7487	7.5038	80.7858
	S	104.218	98.405	108.687
14	T	3.7667	7.4830	80.5462
	S	103.720	98.678	109.011
15	T	3.7257	7.5388	360.1504
	S	104.861	97.948	24.380
16	T	3.7490	7.4707	95.4953
	S	104.210	98.841	91.946
17	T	3.7737	7.4435	81.6386
	S	103.528	99.202	107.552
18	T	3.7757	7.5131	80.8249
	S	103.473	98.283	108.635
19	T	3.7858	7.5322	
	S	103.197	98.034	

**Event:** Chris Griffis Memorial OT - Pro Mazda

**Track:** Indianapolis Motor Speedway RC

2.439 mile(s)



**Report:** Section Data Report

Pro Mazda






**Session:** Test Session 6

September 23, 2018

**Section Data for Car**

**Report Support Information**

Section Legend	
Name	Length
SF to I1	0.254167 miles
I1 to I2	0.252841 miles
I2 to I3A	0.108523 miles
I3A to I3	0.232197 miles
I3 to I4	0.341288 miles
I4 to I5A	0.165720 miles
I5A to I5	0.129167 miles
I5 to I6	0.205114 miles
I6 to I7	0.195265 miles
I7 to I8	0.152462 miles
I8 to I9	0.237879 miles
I9 to SF	0.164394 miles
I2 to I3	0.340720 miles
I4 to I5	0.294886 miles
Lap	2.439000 miles
PI to PO	0.394602 miles
PO to SF	2.239110 miles
SF to PI	2.223106 miles
PO to I2	0.307102 miles
I7 to PI	0.338826 miles
PO to PI	2.023201 miles

Color Legend	
	Fastest Lap
	Section Under Caution
	Section Under Green
	Section Time Data
	Section Speed Data

