

**Event:** Cooper Tires Pro Mazda Mid-Ohio GP  
**Track:** Mid-Ohio Sports Car Course  
**Report:** Section Data Report  
**Session:** Qualifications - Race 1

**Round 12 / 13**  
**2.258 mile(s)**  
**Pro Mazda**  
**July 27, 2018**



**Section Data for Car 1 - Cunha, Carlos**

Lap	T/S	I6 to I7A	I7A to I7	I7 to I8	I8 to SF	SF to I1	I1 to I2A	I2A to I2	I2 to I3A	I3A to I3	I3 to I4	I4 to I5A	I5A to I5B	I5B to I5	I5 to I6A	I6A to I6
1	T	3.3131	5.1489	5.6028	4.5479	4.2989	6.8385	4.4272	8.0111	7.7306	2.6377	6.6798	5.0802	4.2802	4.9501	6.1956
	S	114.833	103.817	73.746	98.197	119.904	117.151	130.136	77.364	125.240	145.271	104.828	75.561	79.807	103.028	89.580
2	T	3.2650	4.8823	5.3585	4.4218	4.2077	6.6052	4.3871	7.9354	7.7027	2.6327	6.5342	4.9982	4.2549	4.8315	5.9968
	S	116.525	109.486	77.108	100.998	122.503	121.289	131.325	78.102	125.694	145.547	107.163	76.800	80.282	105.557	92.549
3	T	3.1967	4.7814	5.1808	4.3974	4.1979	6.6164	4.3907	7.8900	7.6673	2.6209	6.5303	4.9567	4.1231	4.9349	6.0552
	S	119.015	111.797	79.753	101.558	122.789	121.083	131.217	78.552	126.274	146.202	107.227	77.443	82.848	103.346	91.657
4	T	3.2248	4.7795	5.1544	4.4111	4.1915	6.6038	4.3617	7.7576	7.6649	2.6170	6.4182	4.9536	4.1060	4.8372	6.1014
	S	117.978	111.841	80.161	101.243	122.976	121.314	132.090	79.892	126.314	146.420	109.100	77.492	83.193	105.433	90.963
5	T	3.2454	4.8120	5.2113	4.4001	4.1791	6.7101	4.4062	7.7613	7.6711	2.6109	6.5269	4.9240	4.1039	4.8024	6.0294
	S	117.229	111.086	79.286	101.496	123.341	119.393	130.756	79.854	126.212	146.762	107.283	77.958	83.236	106.197	92.049
6	T	3.1944	5.0926					4.8253	8.5538	7.8415	2.6546	7.1632	5.3218	4.4615	5.1252	6.2206
	S	119.100	104.965					119.399	72.456	123.469	144.346	97.753	72.130	76.564	99.508	89.220
7	T	3.2338	5.0031	5.1786	4.4515	4.2165	6.6682	4.4093	7.8013	7.6927	2.6395	6.5345	4.9338	4.1262	4.7575	5.9327
	S	117.649	106.843	79.786	100.324	122.247	120.143	130.664	79.445	125.857	145.172	107.159	77.803	82.786	107.199	93.549
8	T	3.2081	4.7174	5.0000	4.4482	4.2072	6.4712	4.3019	7.6378	7.6613	2.6233	6.3937	4.8572	4.0473	4.7664	5.9151
	S	118.592	113.314	82.636	100.398	122.517	123.800	133.926	81.145	126.373	146.069	109.518	79.030	84.400	106.999	93.828
9	T	3.2047	4.6817	5.1732	4.3579	4.1767	6.3680	4.2496	7.6295	7.6331	2.6119	6.3292	4.8931	4.0473	4.7702	5.8707
	S	118.718	114.178	79.870	102.478	123.412	125.807	135.574	81.234	126.840	146.706	110.634	78.450	84.400	106.914	94.537
10	T	3.1929	4.6202	5.0010	4.4116	4.1712	6.4867	4.2872	7.6678	7.6639	2.6216	6.3734	4.9149	4.0123	4.7498	5.8953
	S	119.156	115.697	82.620	101.231	123.575	123.504	134.385	80.828	126.330	146.163	109.867	78.102	85.136	107.373	94.143
11	T	3.1858	4.6708	5.0211	4.4289	4.1883	6.3904	4.2731	7.6498	7.6632	2.6189	6.3917	4.8941	4.0109	4.7528	5.8913
	S	119.422	114.444	82.289	100.836	123.070	125.366	134.829	81.018	126.342	146.314	109.553	78.434	85.166	107.305	94.207
12	T	3.1817	4.6869	5.0462	4.4045	4.1891	6.4107	4.2722	7.6153	7.6442	2.6057	6.3308	4.8640	4.0114	4.7746	5.9304
	S	119.576	114.051	81.880	101.394	123.047	124.969	134.857	81.385	126.656	147.055	110.606	78.919	85.155	106.815	93.586
13	T	3.2019	4.7870													
	S	118.821	111.666													

**Event:** Cooper Tires Pro Mazda Mid-Ohio GP  
**Track:** Mid-Ohio Sports Car Course  
**Report:** Section Data Report  
**Session:** Qualifications - Race 1

Round 12 / 13  
 2.258 mile(s)  
 Pro Mazda  
 July 27, 2018



**Section Data for Car 1 - Cunha, Carlos**

Lap	T/Slap	PI to PO	PO to SF	SF to PI
1	T	79.7426	83.3485	
	S	101.938	91.350	
2	T	78.0140		
	S	104.197		
3	T	77.5397		
	S	104.834		
4	T	77.1827		
	S	105.319		
5	T	77.3941		74.4629
	S	105.031		103.175
6	T	270.0564	193.0997	80.0861
	S	30.100	4.650	95.071
7	T	77.5792		
	S	104.781		
8	T	76.2561		
	S	106.599		
9	T	75.9968		
	S	106.962		
10	T	76.0698		
	S	106.860		
11	T	76.0311		
	S	106.914		
12	T	75.9677		74.5748
	S	107.003		103.020
13	T			
	S			

**Event:** Cooper Tires Pro Mazda Mid-Ohio GP  
**Track:** Mid-Ohio Sports Car Course  
**Report:** Section Data Report  
**Session:** Qualifications - Race 1

**Round 12 / 13**  
**2.258 mile(s)**  
**Pro Mazda**  
**July 27, 2018**



**Section Data for Car 10 - Drugovich, Felipe (R)**

Lap	T/S	I6 to I7A	I7A to I7	I7 to I8	I8 to SF	SF to I1	I1 to I2A	I2A to I2	I2 to I3A	I3A to I3	I3 to I4	I4 to I5A	I5A to I5B	I5B to I5	I5 to I6A	I6A to I6
1	T	3.3166	5.3443	5.5890	4.5261	4.3862	7.1966	4.6248	8.0585	7.9137	2.7311	6.9839	5.1736	4.3870	4.9532	6.3260
	S	114.712	100.022	73.928	98.670	117.517	111.322	124.575	76.909	122.342	140.303	100.263	74.197	77.864	102.964	87.733
2	T	3.2734	5.0387	5.3445	4.4608	4.2494	6.8471	4.4871	8.0685	7.7184	2.6724	6.7092	5.0122	4.2636	4.8407	5.9917
	S	116.226	106.088	77.310	100.115	121.301	117.004	128.398	76.814	125.438	143.385	104.368	76.586	80.118	105.357	92.628
3	T	3.1939	4.8890	5.1826	4.4025	4.2110	6.7946	4.4218	7.8394	7.6469	2.6335	6.6171	4.9327	4.1933	4.8173	6.1571
	S	119.119	109.336	79.725	101.440	122.407	117.908	130.295	79.059	126.611	145.503	105.821	77.820	81.461	105.868	90.140
4	T	3.2592	4.9530	5.2274	4.4321	4.2343	6.6776	4.3797	7.7861	7.6602	2.6295	6.5858	4.9291	4.1458	4.8032	6.0112
	S	116.732	107.924	79.042	100.763	121.733	119.974	131.547	79.600	126.391	145.724	106.324	77.877	82.394	106.179	92.328
5	T	3.1953	4.8296	5.2470	4.4953	4.2288	6.6051	4.3563	7.8068	7.6518	2.6311	6.4845	4.9179	4.1489	4.8013	6.0313
	S	119.067	110.681	78.746	99.346	121.891	121.291	132.254	79.389	126.530	145.636	107.985	78.054	82.333	106.221	92.020
6	T	3.1953	4.7998	5.2452	4.4611	4.2245	6.6763	4.3346	7.9684	7.7012	2.6302	6.5526	4.9211	4.1326	4.8073	5.9957
	S	119.067	111.368	78.773	100.108	122.016	119.997	132.916	77.779	125.718	145.685	106.863	78.004	82.658	106.089	92.566
7	T	3.1945	4.7867	5.1954	4.4127	4.2003	6.6331	4.3390	7.8083	7.7041	2.6294	6.4731	4.8980	4.1271	4.7991	5.9847
	S	119.097	111.673	79.528	101.206	122.719	120.779	132.781	79.374	125.671	145.730	108.175	78.372	82.768	106.270	92.736
8	T	3.1939	4.8080	5.2359	4.3934	4.2202	6.5815	4.3248	7.7755	7.6525	2.6232	6.5234	4.9242	4.1580	4.8184	5.9653
	S	119.119	111.178	78.913	101.650	122.140	121.725	133.217	79.708	126.518	146.074	107.341	77.955	82.153	105.844	93.038
9	T	3.1893	4.7833	5.1187	4.4213	4.2095	6.5748	4.3437	7.6953	7.6410	2.6201	6.4565	4.8906	4.1506	4.7970	5.9535
	S	119.291	111.752	80.720	101.009	122.450	121.850	132.637	80.539	126.709	146.247	108.453	78.490	82.299	106.316	93.222
10	T	3.1998	4.7245	5.2004	4.4101	4.2027	6.5762	4.3224	7.7650	7.6332	2.6178	6.5369	5.0213	4.9544	6.1220	6.4372
	S	118.899	113.143	79.452	101.265	122.648	121.824	133.291	79.816	126.838	146.376	107.119	76.447	68.947	83.306	86.218
11	T	3.2291	4.7759	5.2002	4.4176	4.2016	6.5551	4.3302	7.8172	7.6694	2.6265	6.3826	4.9104	4.1547	4.7748	5.9484
	S	117.821	111.926	79.455	101.094	122.681	122.216	133.051	79.283	126.240	145.891	109.709	78.174	82.218	106.811	93.302
12	T	3.2141	4.6941	5.2009	4.3987	4.1816	6.5185	4.2834	7.7323	7.6280	2.6201	6.5722	5.0518	4.2252	4.7999	6.0630
	S	118.370	113.876	79.444	101.528	123.267	122.902	134.504	80.154	126.925	146.247	106.544	75.986	80.846	106.252	91.539
13	T	3.1992	4.7504	5.1406	4.4220	4.1953	6.5632	4.3168	8.0538	9.1496	3.7281	11.3509	6.2796	4.8946	5.0386	6.1069
	S	118.922	112.526	80.376	100.993	122.865	122.065	133.464	76.954	105.817	102.782	61.689	61.129	69.789	101.219	90.881
14	T	3.1955	4.6588	5.1581	4.3941	4.2047	6.5207	4.3194	7.7182	7.6421	2.6211	6.3788	4.9127	4.0811	4.7665	5.9097
	S	119.059	114.739	80.103	101.634	122.590	122.860	133.383	80.300	126.691	146.191	109.774	78.137	83.701	106.997	93.913
15	T	3.1946	4.6725	5.0927	4.4002	4.1997	6.4871	4.3125	7.6767	7.6553	2.6171	6.3554	4.8759	4.0942	4.7482	5.8927
	S	119.093	114.402	81.132	101.493	122.736	123.497	133.597	80.734	126.472	146.415	110.178	78.727	83.433	107.409	94.184
16	T	3.1950	5.1903													
	S	119.078	102.989													

Event: Cooper Tires Pro Mazda Mid-Ohio GP

Round 12 / 13

Track: Mid-Ohio Sports Car Course

2.258 mile(s)



Report: Section Data Report

Pro Mazda

Session: Qualifications - Race 1

July 27, 2018

Section Data for Car 10 - Drugovich, Felipe (R)

Lap	T/SLap	PO to SF	SF to PI
1	T	81.5106	94.0058
	S	99.727	80.994
2	T	78.9777	
	S	102.925	
3	T	77.9327	
	S	104.305	
4	T	77.7142	
	S	104.599	
5	T	77.4310	
	S	104.981	
6	T	77.6459	
	S	104.691	
7	T	77.1855	
	S	105.315	
8	T	77.1982	
	S	105.298	
9	T	76.8452	
	S	105.781	
10	T	79.7239	
	S	101.962	
11	T	76.9937	
	S	105.577	
12	T	77.1838	
	S	105.317	
13	T	87.1896	
	S	93.231	
14	T	76.4815	
	S	106.285	
15	T	76.2748	75.2287
	S	106.573	102.125
16	T		
	S		

**Event:** Cooper Tires Pro Mazda Mid-Ohio GP  
**Track:** Mid-Ohio Sports Car Course  
**Report:** Section Data Report  
**Session:** Qualifications - Race 1

**Round 12 / 13**  
**2.258 mile(s)**  
**Pro Mazda**  
**July 27, 2018**



**Section Data for Car 12 - de la Vara, Moises (R)**

Lap	T/S	I6 to I7A	I7A to I7	I7 to I8	I8 to SF	SF to I1	I1 to I2A	I2A to I2	I2 to I3A	I3A to I3	I3 to I4	I4 to I5A	I5A to I5B	I5B to I5	I5 to I6A	I6A to I6
1	T	3.5094	6.0401	5.7920	4.6963	4.4616	7.3977	4.6529	8.4000	7.8884	2.6747	6.9963	5.2799	4.5422	5.0509	6.3257
	S	108.410	88.499	71.337	95.094	115.531	108.295	123.823	73.782	122.735	143.262	100.085	72.703	75.204	100.972	87.737
2	T	3.3328	5.1655	5.3897	4.6153	4.3197	6.9102	4.4831	8.1573	7.8052	2.6522	6.6105	5.0983	4.2050	4.9148	6.1579
	S	114.155	103.484	76.661	96.763	119.326	115.935	128.513	75.978	124.043	144.477	105.927	75.292	81.234	103.768	90.128
3	T	3.2915	4.8911	5.2336	4.5487	4.2712	6.6465	4.3931	7.9788	7.8031	2.6609	6.5219	4.9608	4.2435	4.8421	6.0236
	S	115.587	109.289	78.948	98.180	120.681	120.535	131.146	77.677	124.077	144.005	107.366	77.379	80.497	105.326	92.138
4	T	3.2650	4.8217	5.2190	4.5716	4.2971	6.6136	4.3531	7.9517	7.7672	2.6481	6.5344	4.9973	4.1862	4.8740	5.9948
	S	116.525	110.862	79.169	97.688	119.954	121.135	132.351	77.942	124.650	144.701	107.160	76.814	81.599	104.637	92.580
5	T	3.2266	4.7956	5.1928	4.5215	4.2719	6.6214	4.3738	7.8468	7.7731	2.6535	6.5225	4.9752	4.8622	6.2602	6.2427
	S	117.912	111.466	79.568	98.771	120.662	120.992	131.724	78.984	124.555	144.406	107.356	77.155	70.254	81.467	88.904
6	T	3.2797	4.9918	5.2037	4.5298	4.2908	6.6183	4.3617	7.9181	7.7981	2.6501	6.6340	5.0071	4.2421	4.8567	6.2991
	S	116.003	107.085	79.402	98.590	120.130	121.049	132.090	78.273	124.156	144.591	105.551	76.664	80.524	105.010	88.108
7	T	3.2866	5.2170					4.7893	8.3686	7.8310	2.7033	7.0048	5.3223	4.4653	5.0078	6.1744
	S	115.759	102.462					120.297	74.059	123.635	141.746	99.964	72.124	76.499	101.841	89.887
8	T	3.3109	5.0387	5.1741	4.5500	4.2939	6.6494	4.3515	7.8747	7.7746	2.6580	6.7263	5.0222	4.2306	4.8368	6.0291
	S	114.910	106.088	79.856	98.152	120.043	120.483	132.399	78.704	124.531	144.162	104.103	76.433	80.743	105.442	92.054
9	T	3.2716	4.8115	5.1766	4.5241	4.2632	6.4824	4.2984	7.8452	7.7810	2.6644	6.5301	4.9873	4.2031	4.8351	6.0240
	S	116.290	111.097	79.817	98.714	120.908	123.586	134.035	79.000	124.429	143.815	107.231	76.968	81.271	105.479	92.131
10	T	3.2665	4.7527	5.1378	4.5286	4.2700	6.5446	4.3155	7.8553	7.7485	2.6417	6.5005	4.9707	4.1120	4.8098	6.0386
	S	116.472	112.472	80.420	98.616	120.715	122.412	133.504	78.899	124.951	145.051	107.719	77.225	83.072	106.034	91.909
11	T	3.2497	4.6850	5.3346	4.5103	4.2676	6.4928	4.3127	7.7630	7.7569	2.6480	6.5123	4.9216	4.1316	4.8332	5.9486
	S	117.074	114.097	77.453	99.016	120.783	123.388	133.591	79.837	124.816	144.706	107.524	77.996	82.678	105.520	93.299
12	T	3.2295	4.7793	5.1548	4.5222	4.2682	6.4735	4.2981	7.7352	7.7217	2.6381	6.4876	4.9256	4.1053	4.8039	5.9447
	S	117.806	111.846	80.155	98.755	120.766	123.756	134.044	80.124	125.385	145.249	107.933	77.932	83.207	106.164	93.360
13	T	3.2201	5.1105													
	S	118.150	104.597													

**Event:** Cooper Tires Pro Mazda Mid-Ohio GP  
**Track:** Mid-Ohio Sports Car Course  
**Report:** Section Data Report  
**Session:** Qualifications - Race 1

**Round 12 / 13**  
**2.258 mile(s)**  
**Pro Mazda**  
**July 27, 2018**



**Section Data for Car 12 - de la Vara, Moises (R)**

Lap	T/Slap	PI to PO	PO to SF	SF to PI
1	T	83.7081		101.6497
	S	97.109		74.903
2	T	79.8175		
	S	101.842		
3	T	78.3104		
	S	103.802		
4	T	78.0948		
	S	104.089		
5	T	80.1398		
	S	101.433		
6	T	78.6811		76.6176
	S	103.313		100.274
7	T	287.8618	211.0236	78.9704
	S	28.239	4.255	96.414
8	T	78.5208		
	S	103.524		
9	T	77.6980		
	S	104.620		
10	T	77.4928		
	S	104.897		
11	T	77.3679		
	S	105.067		
12	T	77.0877		75.0617
	S	105.449		102.352
13	T			
	S			

Event: Cooper Tires Pro Mazda Mid-Ohio GP  
Track: Mid-Ohio Sports Car Course  
Report: Section Data Report  
Session: Qualifications - Race 1

Round 12 / 13  
2.258 mile(s)  
Pro Mazda  
July 27, 2018



Section Data for Car 2 - VeeKay, Rinus (R)

Lap	T/S	I6 to I7A	I7A to I7	I7 to I8	I8 to SF	SF to I1	I1 to I2A	I2A to I2	I2 to I3A	I3A to I3	I3 to I4	I4 to I5A	I5A to I5B	I5B to I5	I5 to I6A	I6A to I6
1	T	3.2995	5.1434	5.5323	4.5008	4.2812	6.8498	4.4788	8.0050	7.7515	2.6460	6.6071	5.1449	4.2186	4.9028	6.1562
	S	115.307	103.928	74.685	99.225	120.400	116.958	128.636	77.423	124.903	144.816	105.981	74.611	80.973	104.022	90.153
2	T	3.2532	4.9467	5.4066	4.4681	4.2441	6.6495	4.3964	7.8704	7.7301	2.6398	6.5716	5.0406	4.1050	4.8464	5.8715
	S	116.948	108.061	76.422	99.951	121.452	120.481	131.047	78.747	125.248	145.156	106.554	76.154	83.213	105.233	94.524
3	T	3.1839	4.8044	5.2038	4.4010	4.2074	6.4746	4.3363	7.7630	7.7036	2.6357	6.4492	4.9234	4.0540	4.8092	5.8903
	S	119.493	111.262	79.400	101.475	122.511	123.735	132.864	79.837	125.679	145.381	108.576	77.967	84.260	106.047	94.223
4	T	3.2050	4.7595	5.1754	4.3894	4.1911	6.4858	4.3344	7.6697	7.6704	2.6108	6.4062	4.8475	4.0060	4.7956	5.9266
	S	118.707	112.311	79.836	101.743	122.988	123.522	132.922	80.808	126.223	146.768	109.305	79.188	85.270	106.347	93.646
5	T	3.2246	4.7284	5.5277	4.5395	4.2189	6.4724	4.3352	7.7153	7.6769	2.6192	6.3839	4.8785	4.0453	4.8192	5.9190
	S	117.985	113.050	74.748	98.379	122.177	123.777	132.897	80.330	126.116	146.297	109.686	78.685	84.441	105.827	93.766
6	T	3.2032	4.7951					5.0664	8.3450	8.1940	2.9698	7.2049	5.2673	4.4396	5.2462	6.0346
	S	118.773	111.477					113.717	74.269	118.157	129.026	97.188	72.877	76.942	97.213	91.970
7	T	3.2544	4.9000	5.2452	4.3954	4.2094	6.5684	4.3628	7.7502	7.6923	2.8760	9.3022	5.8783	4.5388	4.8862	5.8871
	S	116.905	109.091	78.773	101.604	122.453	121.968	132.057	79.969	125.864	133.234	75.275	65.302	75.260	104.376	94.274
8	T	3.1893	4.6087	5.0749	4.3613	4.1797	6.3521	4.2896	7.6229	7.6566	2.6205	6.3469	4.9026	4.0269	4.7838	5.7742
	S	119.291	115.986	81.417	102.399	123.323	126.121	134.310	81.304	126.451	146.225	110.326	78.298	84.827	106.610	96.117
9	T	3.1719	4.6254	5.0571	4.3464	4.1733	6.3045	4.2477	7.6981	7.6352	2.5994	6.3835	4.8698	4.0499	4.7835	5.8922
	S	119.945	115.567	81.703	102.750	123.512	127.074	135.635	80.510	126.805	147.412	109.693	78.825	84.346	106.616	94.192
10	T	3.1985	4.6312	5.1483	4.3964	4.1844	6.3414	4.2686	7.6394	7.6761	2.6136	6.3553	4.8394	4.0040	4.7787	5.8103
	S	118.948	115.423	80.256	101.581	123.185	126.334	134.971	81.128	126.129	146.611	110.180	79.321	85.312	106.724	95.520
11	T	3.1824	4.6216	5.0655	4.3773	4.1598	6.6336	5.1034	8.5702	9.7500	3.3966	7.8107	5.6386	4.3943	4.8675	5.8784
	S	119.550	115.662	81.568	102.024	123.913	120.769	112.893	72.317	99.301	112.813	89.650	68.078	77.735	104.777	94.413
12	T	3.1770	4.6677	5.1202	4.3967	4.1878	6.3516	4.2684	7.5851	7.6508	2.6194	6.2960	4.8443	3.9799	4.7494	5.7748
	S	119.753	114.520	80.696	101.574	123.085	126.131	134.977	81.709	126.546	146.286	111.218	79.240	85.829	107.382	96.107
13	T	3.1663	4.5834	5.1140	4.3441	4.1779	6.3074	4.2356	7.5609	7.6588	2.6140	6.3010	4.7485	4.0346	4.8094	5.7902
	S	120.157	116.626	80.794	102.804	123.376	127.015	136.022	81.971	126.414	146.588	111.130	80.839	84.665	106.042	95.852
14	T	3.1893	4.7988													
	S	119.291	111.391													

**Event:** Cooper Tires Pro Mazda Mid-Ohio GP  
**Track:** Mid-Ohio Sports Car Course  
**Report:** Section Data Report  
**Session:** Qualifications - Race 1

Round 12 / 13  
 2.258 mile(s)  
 Pro Mazda  
 July 27, 2018



**Section Data for Car 2 - VeeKay, Rinus (R)**

Lap	T/Slap	PI to PO	PO to SF	SF to PI
1	T	79.5179	82.8045	
	S	102.226	91.950	
2	T	78.0400		
	S	104.162		
3	T	76.8398		
	S	105.789		
4	T	76.4734		
	S	106.296		
5	T	77.1040		73.6292
	S	105.426		104.343
6	T	205.2681	128.2899	80.2278
	S	39.601	6.999	94.903
7	T	81.7467		
	S	99.439		
8	T	75.7900		
	S	107.254		
9	T	75.8379		
	S	107.187		
10	T	75.8856		
	S	107.119		
11	T	83.4499		
	S	97.409		
12	T	75.6691		
	S	107.426		
13	T	75.4461		73.2482
	S	107.743		104.886
14	T			
	S			



Event: Cooper Tires Pro Mazda Mid-Ohio GP  
Track: Mid-Ohio Sports Car Course  
Report: Section Data Report  
Session: Qualifications - Race 1

Round 12 / 13  
2.258 mile(s)  
Pro Mazda  
July 27, 2018



Section Data for Car 27 - Soler-Obel, Mathias (R)

Lap	T/S	I6 to I7A	I7A to I7	I7 to I8	I8 to SF	SF to I1	I1 to I2A	I2A to I2	I2 to I3A	I3A to I3	I3 to I4	I4 to I5A	I5A to I5B	I5B to I5	I5 to I6A	I6A to I6
1	T	3.7559	5.6361	5.7665	4.5430	4.3034	7.0678	4.5067	8.2166	7.8011	2.6455	6.6644	5.2700	4.3936	4.9238	6.2282
	S	101.295	94.843	71.652	98.303	119.778	113.350	127.840	75.429	124.108	144.843	105.070	72.839	77.747	103.579	89.111
2	T	3.2479	5.0300	5.3201	4.4422	4.2514	7.0266	4.4307	7.9173	7.6574	2.6317	6.6064	5.0988	4.2619	4.8376	6.0326
	S	117.139	106.271	77.664	100.534	121.243	114.015	130.033	78.281	126.437	145.602	105.992	75.285	80.150	105.424	92.000
3	T	3.2203	4.8460	5.2576	4.4064	4.2092	6.8297	4.4347	7.8790	7.6350	2.6255	6.4899	4.9727	4.1734	4.7546	5.9850
	S	118.143	110.307	78.588	101.351	122.459	117.302	129.916	78.661	126.808	145.946	107.895	77.194	81.850	107.265	92.732
4	T	3.2205	4.8605	5.2324	4.4355	4.2335	6.6860	4.3623	7.7906	7.6392	2.6222	6.4219	4.9837	4.1519	4.7770	5.9962
	S	118.135	109.977	78.966	100.686	121.756	119.823	132.072	79.554	126.739	146.130	109.037	77.024	82.273	106.762	92.559
5	T	3.2074	4.8409	5.1372	4.3759	4.2108	6.5919	4.3363	7.8406	7.6458	2.6265	6.4500	4.9467	4.1502	4.7545	5.9416
	S	118.618	110.423	80.429	102.057	122.412	121.533	132.864	79.047	126.629	145.891	108.562	77.600	82.307	107.267	93.409
6	T	3.1805	4.8036	5.1193	4.3965	4.2168	6.6281	4.3200	7.7384	7.6360	2.6070	6.4150	4.9680	4.1154	4.7536	5.9626
	S	119.621	111.280	80.711	101.579	122.238	120.870	133.365	80.091	126.792	146.982	109.155	77.267	83.003	107.287	93.080
7	T	3.1798	4.8539	5.2485	4.3670	4.2107	6.6272	4.3261	7.8360	7.6447	2.6223	6.4383	4.9580	4.1846	4.8053	5.9666
	S	119.647	110.127	78.724	102.265	122.415	120.886	133.177	79.093	126.647	146.124	108.760	77.423	81.630	106.133	93.018
8	T	3.1830	5.0167					4.5669	8.1400	7.6962	2.6335	6.7683	5.2142	4.3797	4.8360	6.0558
	S	119.527	106.553					126.155	76.139	125.800	145.503	103.457	73.619	77.994	105.459	91.648
9	T	3.2129	4.9886	5.1250	4.3938	4.2252	6.6839	4.3262	7.7799	7.6216	2.6171	6.4449	4.9493	4.1380	4.7657	5.9791
	S	118.415	107.153	80.621	101.641	121.995	119.861	133.174	79.663	127.031	146.415	108.648	77.559	82.550	107.015	92.823
10	T	3.2042	4.7865	5.1121	4.3827	4.1968	6.6238	4.3084	7.8188	7.6398	2.6241	6.5687	4.9847	4.1606	4.7382	5.9566
	S	118.736	111.678	80.824	101.899	122.821	120.948	133.724	79.267	126.729	146.024	106.601	77.008	82.101	107.636	93.174
11	T	3.1913	4.8126	5.1215	4.4028	4.2051	6.5702	4.3022	7.6991	7.6330	2.6234	6.4007	4.8376	4.0967	4.7207	5.9289
	S	119.216	111.072	80.676	101.433	122.578	121.935	133.917	80.499	126.842	146.063	109.399	79.350	83.382	108.035	93.609
12	T	3.1895	4.7401	5.1153	4.3563	4.2081	6.5058	4.2894	7.6515	7.5979	2.6200	6.3222	4.8597	4.0808	4.7543	5.8778
	S	119.283	112.771	80.774	102.516	122.491	123.142	134.316	81.000	127.428	146.253	110.757	78.989	83.707	107.271	94.423
13	T	3.1833	4.7432	5.1040	4.3586	4.2101	6.5199	4.2864	7.7349	7.6333	2.6157	6.3209	4.8478	4.0930	4.7103	5.8465
	S	119.516	112.697	80.953	102.462	122.433	122.876	134.410	80.127	126.837	146.493	110.780	79.183	83.457	108.273	94.929
14	T	3.1719	4.9029													
	S	119.945	109.026													

**Event:** Cooper Tires Pro Mazda Mid-Ohio GP  
**Track:** Mid-Ohio Sports Car Course  
**Report:** Section Data Report  
**Session:** Qualifications - Race 1

**Round 12 / 13**  
**2.258 mile(s)**  
**Pro Mazda**  
**July 27, 2018**



**Section Data for Car 27 - Soler-Obel, Mathias (R)**

Lap	T/SLap	PI to PO	PO to SF	SF to PI
1	T	81.7226		92.5195
	S	99.468		82.295
2	T	78.7926		
	S	103.167		
3	T	77.7190		
	S	104.592		
4	T	77.4134		
	S	105.005		
5	T	77.0563		
	S	105.492		
6	T	76.8608		
	S	105.760		
7	T	77.2690		75.2248
	S	105.201		102.130
8	T	220.5576	146.2554	76.4175
	S	36.856	6.140	99.635
9	T	77.2512		
	S	105.226		
10	T	77.1060		
	S	105.424		
11	T	76.5458		
	S	106.195		
12	T	76.1687		
	S	106.721		
13	T	76.2079		74.9707
	S	106.666		102.476
14	T			
	S			

**Event:** Cooper Tires Pro Mazda Mid-Ohio GP  
**Track:** Mid-Ohio Sports Car Course  
**Report:** Section Data Report  
**Session:** Qualifications - Race 1

**Round 12 / 13**  
**2.258 mile(s)**  
**Pro Mazda**  
**July 27, 2018**



**Section Data for Car 3 - Askew, Oliver (R)**

Lap	T/S	I6 to I7A	I7A to I7	I7 to I8	I8 to SF	SF to I1	I1 to I2A	I2A to I2	I2 to I3A	I3A to I3	I3 to I4	I4 to I5A	I5A to I5B	I5B to I5	I5 to I6A	I6A to I6
1	T	3.2744	5.0830	5.3417	4.4985	4.2369	6.8253	4.4574	7.9799	7.7017	2.6261	6.6219	5.1102	4.1590	4.8163	6.0300
	S	116.191	105.163	77.350	99.276	121.658	117.377	129.254	77.667	125.710	145.913	105.744	75.117	82.133	105.890	92.040
2	T	3.2275	4.8609	5.1066	4.4362	4.2082	6.5407	4.3272	7.7548	7.6841	2.6152	6.4501	5.0129	4.0293	4.7665	5.8728
	S	117.879	109.968	80.911	100.670	122.488	122.485	133.143	79.921	125.998	146.521	108.561	76.575	84.777	106.997	94.503
3	T	3.2008	4.7570	5.1345	4.4489	4.2031	6.5243	4.3015	7.6974	7.6705	2.6046	6.4218	4.9282	4.0730	4.7954	6.0068
	S	118.862	112.370	80.472	100.382	122.637	122.793	133.938	80.517	126.221	147.117	109.039	77.891	83.867	106.352	92.395
4	T	3.5680	6.2597	6.1866	5.1072	5.1737	8.0983	5.6949	9.2705	8.8446	2.8215	7.2220	5.2253	4.1579	4.8290	5.9361
	S	106.630	85.395	66.787	87.443	99.630	98.926	101.167	66.854	109.466	135.808	96.958	73.463	82.155	105.612	93.496
5	T	3.1997	4.7781	5.0530	4.4355	4.1924	6.4912	4.3044	7.6911	7.6529	2.6007	6.3510	4.9897	4.0838	4.8055	5.8897
	S	118.903	111.874	81.770	100.686	122.950	123.419	133.848	80.583	126.512	147.338	110.255	76.931	83.645	106.128	94.232
6	T	3.1983	4.7398					6.0404	8.2315	7.6787	3.2850	11.7089	6.0659	5.1452	5.0549	6.0033
	S	118.955	112.778					95.380	75.293	126.087	116.646	59.803	63.282	66.390	100.892	92.449
7	T	3.2041	4.8442	5.0998	4.4739	4.2099	6.5272	4.2959	7.7946	7.6697	2.6172	6.4840	4.9898	4.0530	4.7931	5.8953
	S	118.740	110.348	81.019	99.821	122.439	122.738	134.113	79.513	126.235	146.409	107.993	76.930	84.281	106.403	94.143
8	T	3.2145	4.7170	5.0942	4.4350	4.1896	6.4759	4.2787	7.7086	7.6778	2.6123	6.3785	4.9841	4.0863	4.7905	5.9078
	S	118.356	113.323	81.108	100.697	123.032	123.710	134.652	80.400	126.101	146.684	109.779	77.018	83.594	106.461	93.944
9	T	3.2034	4.7650	5.0651	4.4424	4.2041	6.4987	4.2764	7.6605	7.6495	2.5981	6.3758	4.8969	4.0107	4.7766	5.8632
	S	118.766	112.182	81.574	100.529	122.608	123.276	134.725	80.905	126.568	147.485	109.826	78.389	85.170	106.771	94.658
10	T	3.1906	4.7165	5.0116	4.4440	4.1991	6.4378	4.2767	7.6086	7.6648	2.6045	6.4082	4.9176	4.0099	4.7612	5.8422
	S	119.242	113.335	82.445	100.493	122.754	124.443	134.715	81.457	126.315	147.123	109.271	78.059	85.187	107.116	94.998
11	T	3.4935	6.4412													
	S	108.904	82.988													

**Event:** Cooper Tires Pro Mazda Mid-Ohio GP  
**Track:** Mid-Ohio Sports Car Course  
**Report:** Section Data Report  
**Session:** Qualifications - Race 1

**Round 12 / 13**  
**2.258 mile(s)**  
**Pro Mazda**  
**July 27, 2018**



**Section Data for Car 3 - Askew, Oliver (R)**

Lap	T/Slap	PI to PO	PO to SF	SF to PI
1	T	78.7623		80.9920
	S	103.207		94.008
2	T	76.8930		
	S	105.716		
3	T	76.7678		
	S	105.888		
4	T	88.3953		
	S	91.960		
5	T	76.5187		73.9353
	S	106.233		103.911
6	T	130.5662	46.6397	86.6656
	S	62.258	19.253	87.853
7	T	76.9517		
	S	105.635		
8	T	76.5508		
	S	106.188		
9	T	76.2864		
	S	106.556		
10	T	76.0933		75.9023
	S	106.827		101.219
11	T			
	S			

**Event:** Cooper Tires Pro Mazda Mid-Ohio GP  
**Track:** Mid-Ohio Sports Car Course  
**Report:** Section Data Report  
**Session:** Qualifications - Race 1

**Round 12 / 13**  
**2.258 mile(s)**  
**Pro Mazda**  
**July 27, 2018**



**Section Data for Car 78 - Wright, Kris (R)**

Lap	T/S	I6 to I7A	I7A to I7	I7 to I8	I8 to SF	SF to I1	I1 to I2A	I2A to I2	I2 to I3A	I3A to I3	I3 to I4	I4 to I5A	I5A to I5B	I5B to I5	I5 to I6A	I6A to I6
1	T	3.2765	5.3003	5.3450	4.6354	4.3371	6.8189	4.4002	7.9646	7.7397	2.6448	6.6404	5.1172	4.2170	4.8234	6.1696
	S	116.116	100.852	77.302	96.344	118.848	117.488	130.934	77.816	125.093	144.881	105.450	75.014	81.003	105.735	89.957
2	T	3.2454	4.8893	5.2369	4.4284	4.2664	6.6528	4.3423	7.8289	7.7184	2.6411	6.5669	5.0353	4.1647	4.8086	5.9817
	S	117.229	109.330	78.898	100.847	120.817	120.421	132.680	79.165	125.438	145.084	106.630	76.235	82.021	106.060	92.783
3	T	3.2036	4.8191	5.1859	4.4883	4.2496	6.5881	4.3320	7.7347	7.6426	2.6202	6.4592	4.9836	4.1482	4.7812	6.1238
	S	118.758	110.922	79.674	99.501	121.295	121.604	132.995	80.129	126.682	146.241	108.408	77.025	82.347	106.668	90.630
4	T	3.2276	4.8080	5.1595	4.4208	4.2256	6.5062	4.3184	7.8043	7.6362	2.6202	6.4843	5.1701	4.1470	4.7783	6.3223
	S	117.875	111.178	80.082	101.020	121.984	123.134	133.414	79.414	126.788	146.241	107.988	74.247	82.371	106.733	87.785
5	T	3.2696	4.7944	5.1862	4.5413	4.2648	6.5385	4.2896	7.8018	7.6469	2.6329	6.5188	4.9944	4.1609	4.7889	6.0404
	S	116.361	111.494	79.669	98.340	120.863	122.526	134.310	79.440	126.611	145.536	107.417	76.859	82.095	106.496	91.881
6	T	3.2181	4.7928	5.1585	4.4196	4.2306	6.4479	4.2550	7.7264	7.6466	2.6285	6.4555	4.9541	4.1283	4.7849	6.0639
	S	118.223	111.531	80.097	101.048	121.840	124.248	135.402	80.215	126.616	145.780	108.470	77.484	82.744	106.585	91.525
7	T	3.2060	4.7572	5.1882	4.4067	4.2195	6.4717	4.2749	7.6913	7.6349	2.6207	6.4622	4.9402	4.0707	4.7432	6.0011
	S	118.670	112.366	79.639	101.344	122.160	123.791	134.772	80.581	126.810	146.214	108.357	77.702	83.915	107.522	92.483
8	T	3.2060	5.2143													
	S	118.670	102.515													

**Event:** Cooper Tires Pro Mazda Mid-Ohio GP

**Round 12 / 13**

**Track:** Mid-Ohio Sports Car Course

**2.258 mile(s)**



**Report:** Section Data Report

**Pro Mazda**

**Session:** Qualifications - Race 1

**July 27, 2018**

**Section Data for Car 78 - Wright, Kris (R)**

Lap	T/SLap	PO to SF	SF to PI
1	T	79.4301	84.6552
	S	102.339	89.940
2	T	77.8071	
	S	104.474	
3	T	77.3601	
	S	105.077	
4	T	77.6288	
	S	104.714	
5	T	77.4694	
	S	104.929	
6	T	76.9107	
	S	105.691	
7	T	76.6885	75.1854
	S	105.998	102.184
8	T		
	S		

**Event:** Cooper Tires Pro Mazda Mid-Ohio GP  
**Track:** Mid-Ohio Sports Car Course  
**Report:** Section Data Report  
**Session:** Qualifications - Race 1

**Round 12 / 13**  
**2.258 mile(s)**  
**Pro Mazda**  
**July 27, 2018**



**Section Data for Car 79 - Malukas, David (R)**

Lap	T/S	I6 to I7A	I7A to I7	I7 to I8	I8 to SF	SF to I1	I1 to I2A	I2A to I2	I2 to I3A	I3A to I3	I3 to I4	I4 to I5A	I5A to I5B	I5B to I5	I5 to I6A	I6A to I6
1	T	3.2579	5.1703	5.4186	4.5732	4.2744	6.8812	4.4165	8.0539	7.6788	2.6166	6.7742	5.0967	4.3350	4.7805	6.0891
	S	116.779	103.388	76.253	97.654	120.591	116.424	130.451	76.953	126.085	146.443	103.367	75.316	78.798	106.683	91.146
2	T	3.2142	4.8678	5.1848	4.4604	4.2191	6.6475	4.4026	7.8598	7.6340	2.6059	6.6142	4.9621	4.1802	4.7451	5.9099
	S	118.367	109.813	79.691	100.124	122.172	120.517	130.863	78.853	126.825	147.044	105.867	77.359	81.716	107.479	93.910
3	T	3.1904	4.7745	5.0978	4.4268	4.1763	6.5071	4.3068	7.7169	7.5850	2.5918	6.4215	4.9621	4.1386	4.7098	5.8706
	S	119.250	111.958	81.051	100.883	123.424	123.117	133.774	80.314	127.644	147.844	109.044	77.359	82.538	108.285	94.539
4	T	3.1612	4.8165	5.2535	4.4491	4.4575	7.3683	4.4245	7.7180	7.5917	2.5962	6.8578	5.3198	4.4381	4.8035	5.9464
	S	120.351	110.982	78.649	100.378	115.638	108.727	130.215	80.302	127.532	147.593	102.107	72.158	76.968	106.173	93.334
5	T	3.1775	4.7458	5.0670	4.4318	4.2094	6.5097	4.3093	7.6159	7.5992	2.5989	6.4653	4.9078	4.0672	4.6948	6.2247
	S	119.734	112.635	81.544	100.770	122.453	123.068	133.696	81.379	127.406	147.440	108.305	78.215	83.987	108.631	89.161
6	T	3.5129	5.1609					4.9580	10.5457	7.8025	2.6193	7.0669	5.2075	4.3597	4.9010	6.5872
	S	108.302	103.576					116.203	58.770	124.086	146.292	99.085	73.714	78.352	104.060	84.254
7	T	3.6156	5.1336	5.3453	4.4803	4.2161	6.6290	4.3276	7.7876	7.6367	2.5978	6.5444	4.9405	4.1486	4.7364	5.8961
	S	105.226	104.127	77.298	99.679	122.259	120.853	133.131	79.585	126.780	147.502	106.996	77.697	82.339	107.677	94.130
8	T	3.1830	4.7659	5.0696	4.4223	4.1798	6.5009	4.2731	7.6684	7.6147	2.6011	6.4999	4.9688	4.1498	4.6971	5.8141
	S	119.527	112.160	81.502	100.986	123.320	123.235	134.829	80.822	127.146	147.315	107.729	77.255	82.315	108.578	95.458
9	T	3.1605	4.6790	5.1133	4.4128	4.1948	6.4894	4.2731	7.5763	7.6020	2.5985	6.3424	4.8494	4.0741	4.6908	5.8705
	S	120.378	114.244	80.805	101.204	122.879	123.453	134.829	81.804	127.359	147.463	110.404	79.157	83.845	108.723	94.540
10	T	3.1644	4.6493	5.0255	4.4236	4.1936	6.4475	4.2654	7.5356	7.5864	2.5895	6.3269	4.8267	4.0739	4.6735	5.8128
	S	120.230	114.973	82.217	100.956	122.915	124.255	135.072	82.246	127.621	147.975	110.675	79.529	83.849	109.126	95.479
11	T	3.2770	5.4579	5.1063	4.4121	4.1966	6.4950	4.2966	7.6552	7.6152	2.6024	6.3546	4.8428	4.0168	4.6957	5.9875
	S	116.098	97.940	80.916	101.220	122.827	123.347	134.091	80.961	127.138	147.242	110.192	79.265	85.041	108.610	92.693

**Event:** Cooper Tires Pro Mazda Mid-Ohio GP  
**Track:** Mid-Ohio Sports Car Course  
**Report:** Section Data Report  
**Session:** Qualifications - Race 1

**Round 12 / 13**  
**2.258 mile(s)**  
**Pro Mazda**  
**July 27, 2018**



**Section Data for Car 79 - Malukas, David (R)**

Lap	T/Slap	PI to PO	PO to SF	SF to PI
1	T	79.4169		84.7352
	S	102.356		89.855
2	T	77.5076		
	S	104.877		
3	T	76.4760		
	S	106.292		
4	T	79.2021		
	S	102.634		
5	T	76.6243		74.3905
	S	106.086		103.276
6	T	384.4426	305.4062	82.4229
	S	21.144	2.940	92.376
7	T	78.0356		
	S	104.168		
8	T	76.4085		
	S	106.386		
9	T	75.9269		
	S	107.061		
10	T	75.5946		
	S	107.531		
11	T			74.4099
	S			103.249



**Event:** Cooper Tires Pro Mazda Mid-Ohio GP  
**Track:** Mid-Ohio Sports Car Course  
**Report:** Section Data Report  
**Session:** Qualifications - Race 1

**Round 12 / 13**  
**2.258 mile(s)**  
**Pro Mazda**  
**July 27, 2018**



**Section Data for Car 8 - Lastochkin, Nikita**

Lap	T/S	I6 to I7A	I7A to I7	I7 to I8	I8 to SF	SF to I1	I1 to I2A	I2A to I2	I2 to I3A	I3A to I3	I3 to I4	I4 to I5A	I5A to I5B	I5B to I5	I5 to I6A	I6A to I6
1	T	4.3984	5.4425	5.4734	4.6007	4.3140	6.9170	4.4447	7.9840	7.7758	2.6314	6.7174	5.1479	4.5124	5.1986	7.4862
	S	86.498	98.217	75.489	97.070	119.484	115.821	129.623	77.627	124.512	145.619	104.241	74.567	75.700	98.103	74.136
2	T	4.4279	5.2151	5.2694	4.4332	4.2600	6.9069	4.3979	7.8760	7.7017	2.6290	6.6026	5.0124	4.1879	4.9028	6.1034
	S	85.922	102.500	78.412	100.738	120.999	115.991	131.003	78.691	125.710	145.752	106.053	76.583	81.566	104.022	90.933
3	T	3.2191	4.9199	5.1326	4.4466	4.2296	6.7549	4.3566	7.7968	7.6780	2.6193	6.5723	5.0488	4.1778	4.9663	5.9958
	S	118.187	108.650	80.501	100.434	121.868	118.601	132.244	79.491	126.098	146.292	106.542	76.031	81.763	102.692	92.565
4	T	3.2201	4.9425	5.2341	4.4409	4.2271	6.7236	4.3391	7.8434	7.6459	2.6096	6.5297	5.0015	4.2194	4.9291	6.0162
	S	118.150	108.153	78.940	100.563	121.940	119.153	132.778	79.018	126.628	146.835	107.237	76.750	80.957	103.467	92.251
5	T	3.2330	4.8822	5.1449	4.4728	4.2441	6.7020	4.3480	7.8603	7.6440	2.6101	7.1412	5.0977	4.2989	4.9449	6.0121
	S	117.678	109.489	80.309	99.846	121.452	119.537	132.506	78.848	126.659	146.807	98.055	75.301	79.460	103.137	92.314
6	T	3.2060	4.9034	5.1858	4.4445	4.2394	6.6852	4.3520	7.8125	7.6614	2.6224	6.6020	5.0492	4.2431	4.9442	6.0277
	S	118.670	109.015	79.676	100.482	121.587	119.837	132.384	79.331	126.371	146.119	106.063	76.025	80.505	103.151	92.075
7	T	3.2340	4.8270	5.1722	4.4310	4.2230	6.7933	4.3689	7.7784	7.6521	2.6167	6.5711	4.9942	4.1574	4.8666	6.1149
	S	117.642	110.741	79.885	100.788	122.059	117.930	131.872	79.679	126.525	146.437	106.562	76.862	82.165	104.796	90.762
8	T	3.2410	4.8680	5.2633	4.4277	4.2276	6.6234	4.2823	7.7832	7.6146	2.6161	6.5160	5.0309	4.2252	5.0038	6.0371
	S	117.388	109.808	78.502	100.863	121.926	120.955	134.539	79.630	127.148	146.471	107.463	76.301	80.846	101.923	91.932
9	T	3.2208	4.8305	5.1999	4.4352	4.2232	6.7078	4.3352	7.7891	7.6347	2.6082	6.5253	5.0435	4.1017	4.8814	6.0078
	S	118.124	110.660	79.460	100.692	122.053	119.434	132.897	79.569	126.813	146.914	107.310	76.111	83.280	104.478	92.380
10	T	3.2289	4.8254	5.2073	4.4261	4.2212	6.6394	4.3175	7.7389	7.6280	2.6134	6.5646	4.9945	4.1092	4.9086	5.9917
	S	117.828	110.777	79.347	100.899	122.111	120.664	133.442	80.085	126.925	146.622	106.667	76.857	83.128	103.899	92.628
11	T	3.2160	4.9540	5.1954	4.4046	4.2179	6.6923	4.3169	7.8483	7.6172	2.6039	6.5991	4.9583	4.1348	4.9145	5.9758
	S	118.301	107.902	79.528	101.392	122.206	119.710	133.461	78.969	127.105	147.157	106.110	77.418	82.614	103.775	92.875
12	T	3.2520	5.5018													
	S	116.991	97.158													

**Event:** Cooper Tires Pro Mazda Mid-Ohio GP

**Round 12 / 13**

**Track:** Mid-Ohio Sports Car Course

**2.258 mile(s)**



**Report:** Section Data Report

**Pro Mazda**

**Session:** Qualifications - Race 1

**July 27, 2018**

**Section Data for Car 8 - Lastochkin, Nikita**

Lap	T/SLap	PO to SF	SF to PI
1	T	83.0444	83.6086
	S	97.885	91.066
2	T	79.9262	
	S	101.704	
3	T	77.9144	
	S	104.330	
4	T	77.9222	
	S	104.319	
5	T	78.6362	
	S	103.372	
6	T	77.9788	
	S	104.244	
7	T	77.8008	
	S	104.482	
8	T	77.7602	
	S	104.537	
9	T	77.5443	
	S	104.828	
10	T	77.4147	
	S	105.003	
11	T	77.6490	76.7291
	S	104.686	100.128
12	T		
	S		

**Event:** Cooper Tires Pro Mazda Mid-Ohio GP  
**Track:** Mid-Ohio Sports Car Course  
**Report:** Section Data Report  
**Session:** Qualifications - Race 1

**Round 12 / 13**  
**2.258 mile(s)**  
**Pro Mazda**  
**July 27, 2018**



**Section Data for Car 81 - Gutierrez, Andres (R)**

Lap	T/S	I6 to I7A	I7A to I7	I7 to I8	I8 to SF	SF to I1	I1 to I2A	I2A to I2	I2 to I3A	I3A to I3	I3 to I4	I4 to I5A	I5A to I5B	I5B to I5	I5 to I6A	I6A to I6
1	T	3.3031	5.3248	5.3629	4.5348	4.3047	6.9869	4.4942	7.9448	7.7553	2.6508	6.7817	5.1704	4.3012	4.9503	6.1643
	S	115.181	100.388	77.044	98.481	119.742	114.663	128.196	78.010	124.841	144.553	103.252	74.243	79.418	103.024	90.035
2	T	3.2513	4.9619	5.2365	4.4951	4.2587	6.7749	4.4594	7.8627	7.7585	2.6447	6.6247	4.9907	4.1981	4.8628	6.0326
	S	117.016	107.730	78.904	99.351	121.036	118.251	129.196	78.824	124.790	144.887	105.699	76.916	81.368	104.878	92.000
3	T	3.2339	4.8200	5.1538	4.4910	4.2357	6.6105	4.4004	7.7702	7.7245	2.6441	6.4952	4.9913	4.1306	4.8467	5.9869
	S	117.646	110.902	80.170	99.441	121.693	121.191	130.928	79.763	125.339	144.920	107.807	76.907	82.698	105.226	92.702
4	T	3.2391	4.8670	5.1993	4.5276	4.2665	6.6449	4.3979	7.7326	7.7506	2.6450	6.6128	4.9306	4.1331	4.8853	5.9973
	S	117.457	109.831	79.469	98.637	120.814	120.564	131.003	80.151	124.917	144.870	105.890	77.853	82.648	104.395	92.542
5	T	3.2112	4.7935	5.1355	4.4772	4.2431	6.5702	4.3736	7.7225	7.7371	2.6490	6.5382	4.8944	4.0774	4.8319	5.9296
	S	118.477	111.515	80.456	99.748	121.481	121.935	131.730	80.255	125.135	144.651	107.098	78.429	83.777	105.549	93.598
6	T	3.2057	4.7817	5.1219	4.4687	4.2294	6.5862	4.3487	7.7953	7.7276	2.6355	6.5446	4.9328	4.1901	5.1780	6.3629
	S	118.681	111.790	80.670	99.938	121.874	121.639	132.485	79.506	125.289	145.392	106.993	77.819	81.523	98.494	87.224
7	T	3.2892	5.3888					4.9261	8.5718	7.8187	2.6472	7.0144	5.1119	4.2943	4.9463	6.1694
	S	115.668	99.196					116.956	72.304	123.829	144.750	99.827	75.092	79.545	103.107	89.960
8	T	3.2472	5.1018	5.2258	4.4786	4.2667	6.9171	4.4771	7.9265	7.7619	2.6498	6.6916	5.0370	4.1676	4.8700	6.0087
	S	117.164	104.776	79.066	99.717	120.809	115.820	128.685	78.190	124.735	144.608	104.643	76.209	81.963	104.723	92.366
9	T	3.2193	4.9015	5.1790	4.4770	4.2424	6.6459	4.3688	7.8122	7.7102	2.6343	6.5771	5.0128	4.1935	4.8650	5.9418
	S	118.179	109.058	79.780	99.752	121.501	120.546	131.875	79.334	125.572	145.459	106.464	76.577	81.457	104.830	93.406
10	T	3.2124	4.7869	5.1009	4.4789	4.2308	6.6687	4.3649	7.7436	7.7059	2.6315	6.4963	4.9137	4.0818	4.8272	5.9491
	S	118.433	111.668	81.002	99.710	121.834	120.134	131.993	80.037	125.642	145.613	107.789	78.121	83.686	105.651	93.291
11	T	3.2116	4.7896	5.1025	4.4151	4.2133	6.5703	4.3536	7.7964	7.7017	2.6173	6.8412	5.0004	5.9073	6.6257	6.5667
	S	118.463	111.605	80.976	101.151	122.340	121.933	132.336	79.495	125.710	146.403	102.354	76.767	57.825	76.973	84.517
12	T	3.2344	4.7926	5.0497	4.5031	4.2476	6.7338	4.3870	7.5719	7.7098	2.6245	6.4411	4.8829	4.0862	4.8209	5.9475
	S	117.628	111.536	81.823	99.174	121.352	118.972	131.328	81.852	125.578	146.002	108.712	78.614	83.596	105.789	93.317
13	T	3.2203	4.7800	5.1047	4.4621	4.2360	6.6894	4.3810	8.0821	7.8045	2.6677	6.5674	4.9548	4.1176	4.8720	6.2283
	S	118.143	111.830	80.941	100.085	121.684	119.762	131.508	76.685	124.054	143.638	106.622	77.473	82.959	104.680	89.109
14	T	3.7704	6.6698													
	S	100.906	80.144													

**Event:** Cooper Tires Pro Mazda Mid-Ohio GP  
**Track:** Mid-Ohio Sports Car Course  
**Report:** Section Data Report  
**Session:** Qualifications - Race 1

Round 12 / 13  
 2.258 mile(s)  
 Pro Mazda  
 July 27, 2018



**Section Data for Car 81 - Gutierrez, Andres (R)**

Lap	T/Slap	PI to PO	PO to SF	SF to PI
1	T	80.0302		98.9950
	S	101.572		76.912
2	T	78.4126		
	S	103.667		
3	T	77.5348		
	S	104.841		
4	T	77.8296		
	S	104.444		
5	T	77.1844		
	S	105.317		
6	T	78.1091		75.8877
	S	104.070		101.238
7	T	204.7805	127.4850	79.9923
	S	39.695	7.044	95.182
8	T	78.8274		
	S	103.122		
9	T	77.7808		
	S	104.509		
10	T	77.1926		
	S	105.305		
11	T	81.7127		
	S	99.480		
12	T	77.0330		
	S	105.524		
13	T	78.1679		79.0239
	S	103.992		97.220
14	T			
	S			

**Event:** Cooper Tires Pro Mazda Mid-Ohio GP  
**Track:** Mid-Ohio Sports Car Course  
**Report:** Section Data Report  
**Session:** Qualifications - Race 1

**Round 12 / 13**  
**2.258 mile(s)**  
**Pro Mazda**  
**July 27, 2018**



**Section Data for Car 82 - Robb, Sting Ray**

Lap	T/S	I6 to I7A	I7A to I7	I7 to I8	I8 to SF	SF to I1	I1 to I2A	I2A to I2	I2 to I3A	I3A to I3	I3 to I4	I4 to I5A	I5A to I5B	I5B to I5	I5 to I6A	I6A to I6
1	T	3.2828	5.1661	5.5236	4.6337	4.3059	7.0129	4.5184	7.9874	7.7569	2.6471	6.6574	5.1819	4.3018	5.0128	6.1207
	S	115.893	103.472	74.803	96.379	119.709	114.238	127.509	77.594	124.816	144.755	105.180	74.078	79.407	101.740	90.676
2	T	3.2511	4.9628	5.2666	4.5135	4.2423	6.8805	4.4530	7.9151	7.7127	2.6330	6.5283	5.0703	4.1946	4.8572	5.9827
	S	117.023	107.710	78.453	98.946	121.504	116.436	129.382	78.303	125.531	145.531	107.260	75.708	81.436	104.999	92.767
3	T	3.2076	4.7696	5.1086	4.4495	4.2087	6.5609	4.3564	7.7453	7.6830	2.6282	6.4716	4.9864	4.1680	4.8556	5.9772
	S	118.610	112.073	80.880	100.369	122.474	122.108	132.251	80.019	126.016	145.796	108.200	76.982	81.956	105.033	92.853
4	T	3.2105	4.7934	5.1853	4.5163	4.2427	6.5665	4.3476	7.6299	7.6908	2.6247	6.4137	4.9592	4.1216	4.7960	5.8963
	S	118.503	111.517	79.683	98.884	121.492	122.004	132.518	81.229	125.888	145.991	109.177	77.404	82.878	106.339	94.127
5	T	3.2028	4.7331	5.0891	4.4674	4.2245	6.5092	4.3335	7.6470	7.6719	2.6258	6.4303	4.9072	4.1169	4.8608	5.9855
	S	118.788	112.938	81.190	99.967	122.016	123.078	132.949	81.048	126.198	145.930	108.895	78.225	82.973	104.921	92.724
6	T	3.2250	4.7809	5.0655	4.4543	4.2160	6.5886	4.3435	7.8443	7.6685	2.6069	6.4309	4.9757	4.0749	4.8308	5.8944
	S	117.970	111.809	81.568	100.261	122.262	121.594	132.643	79.009	126.254	146.988	108.885	77.148	83.828	105.573	94.157
7	T	3.1859	5.0474					4.9522	8.5402	7.8294	2.6619	6.7772	5.1429	4.2840	4.9234	6.0403
	S	119.418	105.905					116.339	72.571	123.660	143.950	103.321	74.640	79.736	103.587	91.883
8	T	3.2162	4.8752	5.1406	4.4670	4.2429	6.6556	4.3837	7.7945	7.7330	2.6500	6.5130	4.9620	4.1243	4.8055	5.9035
	S	118.293	109.646	80.376	99.976	121.486	120.370	131.427	79.514	125.201	144.597	107.512	77.361	82.824	106.128	94.012
9	T	3.2092	4.7845	5.0298	4.4682	4.2344	6.4518	4.3246	7.7414	7.6873	2.6343	6.4789	4.9252	4.0587	4.8297	5.9307
	S	118.551	111.724	82.147	99.949	121.730	124.173	133.223	80.060	125.946	145.459	108.078	77.939	84.163	105.597	93.581
10	T	3.2193	4.6540	4.9940	4.5170	4.2377	6.4383	4.2825	7.6018	7.6603	2.6314	6.3650	4.8720	4.1045	4.7753	5.9148
	S	118.179	114.857	82.736	98.869	121.635	124.433	134.533	81.530	126.390	145.619	110.012	78.790	83.224	106.800	93.832
11	T	3.2133	4.7125	5.0817	4.4645	4.2085	6.4209	4.2647	7.7197	7.6499	2.6250	6.4210	4.9010	4.0991	4.7597	5.8502
	S	118.400	113.431	81.308	100.032	122.479	124.770	135.094	80.285	126.561	145.974	109.053	78.324	83.333	107.150	94.869
12	T	3.1951	4.6693	5.0989	4.4214	4.2070	6.5025	4.3034	7.6174	7.6924	2.6289	6.3828	4.9656	4.1283	4.7943	5.9052
	S	119.074	114.481	81.034	101.007	122.523	123.204	133.879	81.363	125.862	145.757	109.705	77.305	82.744	106.376	93.985
13	T	3.1890	4.6534	5.0098	4.4648	4.2226	6.4850	4.3150	7.6562	7.7022	2.6248	6.4281	4.8739	4.1110	4.7669	5.8384
	S	119.302	114.872	82.475	100.025	122.070	123.537	133.519	80.950	125.702	145.985	108.932	78.759	83.092	106.988	95.060
14	T	3.2021	4.7059													
	S	118.814	113.590													

**Event:** Cooper Tires Pro Mazda Mid-Ohio GP  
**Track:** Mid-Ohio Sports Car Course  
**Report:** Section Data Report  
**Session:** Qualifications - Race 1

**Round 12 / 13**  
**2.258 mile(s)**  
**Pro Mazda**  
**July 27, 2018**



**Section Data for Car 82 - Robb, Sting Ray**

Lap	T/Slap	PI to PO	PO to SF	SF to PI
1	T	80.1094	97.5412	
	S	101.471	78.058	
2	T	78.4637		
	S	103.599		
3	T	77.1766		
	S	105.327		
4	T	76.9945		
	S	105.576		
5	T	76.8050		
	S	105.837		
6	T	77.0002		74.4626
	S	105.569		103.176
7	T	178.9748	103.3464	78.3393
	S	45.419	8.689	97.191
8	T	77.4670		
	S	104.932		
9	T	76.7887		
	S	105.859		
10	T	76.2679		
	S	106.582		
11	T	76.3917		
	S	106.409		
12	T	76.5125		
	S	106.241		
13	T	76.3411		73.6839
	S	106.480		104.266
14	T			
	S			

**Event:** Cooper Tires Pro Mazda Mid-Ohio GP  
**Track:** Mid-Ohio Sports Car Course  
**Report:** Section Data Report  
**Session:** Qualifications - Race 1

**Round 12 / 13**  
**2.258 mile(s)**  
**Pro Mazda**  
**July 27, 2018**



**Section Data for Car 83 - Finelli, Charles**

Lap	T/S	I6 to I7A	I7A to I7	I7 to I8	I8 to SF	SF to I1	I1 to I2A	I2A to I2	I2 to I3A	I3A to I3	I3 to I4	I4 to I5A	I5A to I5B	I5B to I5	I5 to I6A	I6A to I6
1	T	3.6913	6.3763	6.1554	4.7888	4.5374	7.8088	4.8289	8.7685	7.9963	2.7018	7.3159	5.3831	4.7192	5.5202	6.8729
	S	103.068	83.833	67.125	93.257	113.601	102.594	119.310	70.682	121.079	141.825	95.713	71.309	72.383	92.388	80.752
2	T	3.3615	5.4451	5.8492	4.7340	4.4449	7.2873	4.9890	8.7478	7.8829	2.6742	6.8879	5.6096	4.5886	5.1701	6.4431
	S	113.180	98.170	70.639	94.337	115.965	109.936	115.481	70.849	122.821	143.288	101.660	68.430	74.443	98.644	86.139
3	T	3.2961	5.2944	5.5600	4.6644	4.3589	7.1223	4.5794	8.6140	7.8635	2.6763	7.0998	5.2925	4.3478	4.9840	6.3128
	S	115.426	100.964	74.313	95.745	118.253	112.483	125.810	71.949	123.124	143.176	98.626	72.530	78.566	102.327	87.917
4	T	3.2700	5.3047	5.7895	4.6461	4.5060	7.5459	4.7696	8.3927	7.8229	2.6614	6.8353	5.2763	4.4809	5.1717	6.3975
	S	116.347	100.768	71.367	96.122	114.393	106.168	120.793	73.847	123.763	143.978	102.443	72.752	76.233	98.614	86.753
5	T	3.3019	5.2553	5.3656	4.6092	4.3587	7.0416	4.5198	8.2632	7.8724	2.6729	6.8318	5.1540	4.3958	4.9658	6.3542
	S	115.223	101.715	77.006	96.891	118.259	113.772	127.469	75.004	122.984	143.358	102.495	74.479	77.708	102.702	87.344
6	T	3.2972	5.2182	5.4738	4.5879	4.3452	7.0312	4.5138	8.1290	7.8652	2.6689	6.7622	5.1294	4.4461	5.0191	6.3428
	S	115.387	102.439	75.484	97.341	118.626	113.940	127.639	76.242	123.097	143.573	103.550	74.836	76.829	101.612	87.501
7	T	3.2923	5.1227	5.4543	4.5603	4.3064	6.9370	4.5275	8.1958	7.8505	2.6734	6.6898	5.1888	4.3682	4.9193	6.2538
	S	115.559	104.348	75.753	97.930	119.695	115.487	127.253	75.621	123.327	143.331	104.671	73.979	78.199	103.673	88.746
8	T	3.2807	5.1641	5.3048	4.5468	4.3157	6.9137	4.5016	8.2076	7.8386	2.6660	6.8239	5.1289	4.5020	5.0860	6.2043
	S	115.967	103.512	77.888	98.221	119.437	115.877	127.985	75.512	123.515	143.729	102.614	74.843	75.875	100.275	89.454
9	T	3.2345	5.1580	5.3959	4.6679	4.3444	6.9483	4.4950	8.1467	7.8149	2.9693	7.6956	5.2455	4.3656	5.0915	6.2480
	S	117.624	103.634	76.573	95.673	118.648	115.300	128.173	76.077	123.889	129.048	90.991	73.180	78.246	100.167	88.828
10	T	3.2670	5.1470	5.4168	4.5524	4.3009	6.8717	4.4628	8.2366	7.8241	2.6649	6.6943	5.1346	4.4582	4.9100	6.2029
	S	116.454	103.856	76.278	98.100	119.848	116.585	129.098	75.246	123.744	143.788	104.601	74.760	76.621	103.870	89.474
11	T	3.2584	5.1044	5.3263	4.6535	4.3512	6.9215	4.4909	8.2730	7.8359	2.6726	6.5740	5.2600	4.3478	5.0285	6.2748
	S	116.761	104.722	77.574	95.969	118.463	115.746	128.290	74.915	123.557	143.374	106.515	72.978	78.566	101.422	88.449
12	T	3.2811	4.9463	5.3380	4.6658	4.3575	6.7370	4.4493	8.1594	7.8138	2.6784	6.7521	5.1228	4.2183	4.9721	6.1289
	S	115.953	108.070	77.404	95.716	118.291	118.916	129.489	75.958	123.907	143.064	103.705	74.932	80.978	102.572	90.555
13	T	3.2331	5.1099	5.3962	4.5220	4.3036	6.8216	4.4047	7.9655	7.7519	2.6688	6.7318	5.0880	4.3132	4.8688	6.2926
	S	117.675	104.610	76.569	98.760	119.773	117.441	130.800	77.807	124.896	143.578	104.018	75.445	79.197	104.749	88.199
14	T	3.2581	5.0567	5.4624	4.6211	4.3102	6.9381	4.4833	8.3246	7.8789	2.7969	7.4439	5.3321	5.0635	7.6769	7.2392
	S	116.772	105.710	75.641	96.642	119.589	115.469	128.507	74.451	122.883	137.002	94.067	71.991	67.461	66.433	76.666
15	T	4.0883	6.9956													
	S	93.059	76.412													

Event: Cooper Tires Pro Mazda Mid-Ohio GP

Round 12 / 13

Track: Mid-Ohio Sports Car Course

2.258 mile(s)



Report: Section Data Report

Pro Mazda

Session: Qualifications - Race 1

July 27, 2018

Section Data for Car 83 - Finelli, Charles

Lap	T/S Lap	PO to SF	SF to PI
1	T	87.4648	101.5263
	S	92.938	74.994
2	T	84.1152	
	S	96.639	
3	T	82.0662	
	S	99.052	
4	T	82.8705	
	S	98.090	
5	T	80.9622	
	S	100.402	
6	T	80.8300	
	S	100.567	
7	T	80.3401	
	S	101.180	
8	T	80.4847	
	S	100.998	
9	T	81.8211	
	S	99.348	
10	T	80.1442	
	S	101.427	
11	T	80.3728	
	S	101.139	
12	T	79.6208	
	S	102.094	
13	T	79.4717	
	S	102.285	
14	T	85.8859	86.6975
	S	94.647	88.615
15	T		
	S		



**Event:** Cooper Tires Pro Mazda Mid-Ohio GP  
**Track:** Mid-Ohio Sports Car Course  
**Report:** Section Data Report  
**Session:** Qualifications - Race 1

**Round 12 / 13**  
**2.258 mile(s)**  
**Pro Mazda**  
**July 27, 2018**



**Section Data for Car 9 - Megennis, Robert (R)**

Lap	T/S	I6 to I7A	I7A to I7	I7 to I8	I8 to SF	SF to I1	I1 to I2A	I2A to I2	I2 to I3A	I3A to I3	I3 to I4	I4 to I5A	I5A to I5B	I5B to I5	I5 to I6A	I6A to I6
1	T	3.2763	5.1176	5.5579	4.4734	4.2423	6.8147	4.4382	7.9738	7.7405	2.6346	6.5459	5.0715	4.1599	4.9010	6.0162
	S	116.123	104.452	74.341	99.833	121.504	117.560	129.813	77.726	125.080	145.442	106.972	75.690	82.115	104.060	92.251
2	T	3.2408	4.9442	5.3727	4.4168	4.2074	6.6455	4.3891	7.9356	7.7105	2.6256	6.4855	5.0391	4.1336	4.8170	5.9623
	S	117.395	108.116	76.904	101.112	122.511	120.553	131.265	78.100	125.567	145.941	107.968	76.177	82.638	105.875	93.085
3	T	3.2284	4.7668	5.3762	4.4127	4.2019	6.5745	4.3405	8.0149	7.6837	2.6186	6.4485	4.9376	4.0749	4.8102	5.8656
	S	117.846	112.139	76.854	101.206	122.672	121.855	132.735	77.328	126.005	146.331	108.588	77.743	83.828	106.025	94.619
4	T	3.2154	4.7287	5.2894	4.4353	4.2023	6.5867	4.3449	7.8318	7.6650	2.6093	6.5410	4.9871	4.0919	4.8102	5.9465
	S	118.323	113.043	78.115	100.690	122.660	121.629	132.601	79.135	126.312	146.852	107.052	76.971	83.480	106.025	93.332
5	T	3.2219	4.9745					5.3104	8.6719	8.7829	3.0498	7.6319	5.3173	4.3408	5.0370	6.1621
	S	118.084	107.457					108.492	71.469	110.235	125.642	91.750	72.191	78.693	101.251	90.067
6	T	3.2522	4.9357	5.3265	4.3779	4.2058	6.6653	4.4540	7.9473	7.7225	2.6295	6.4873	5.0661	4.1513	4.9741	5.9939
	S	116.984	108.302	77.571	102.010	122.558	120.195	129.353	77.985	125.372	145.724	107.938	75.771	82.285	102.531	92.594
7	T	3.2379	4.7535	5.2148	4.3573	4.1765	6.4453	4.3145	7.7252	7.6788	2.6232	6.3658	4.9305	4.0774	4.8183	5.7666
	S	117.500	112.453	79.233	102.493	123.418	124.298	133.535	80.227	126.085	146.074	109.998	77.855	83.777	105.846	96.244
8	T	3.1993	4.7083	5.1293	4.3774	4.1883	6.4273	4.2642	7.7364	7.6642	2.6186	6.4357	4.9616	4.1144	4.8031	5.8462
	S	118.918	113.533	80.553	102.022	123.070	124.646	135.110	80.111	126.325	146.331	108.804	77.367	83.023	106.181	94.933
9	T	3.2247	4.6737	5.1391	4.3874	4.1803	6.5514	4.3034	7.7201	7.6913	2.6150	6.3838	4.9092	4.0653	4.7273	5.8940
	S	117.981	114.373	80.400	101.789	123.306	122.285	133.879	80.280	125.880	146.532	109.688	78.193	84.026	107.884	94.164
10	T	3.2634	5.4507	5.9469	4.6971	4.7046	8.4403	6.1879	8.8255	7.8974	2.6494	7.1586	5.2872	4.2683	4.8793	5.8666
	S	116.582	98.069	69.479	95.078	109.564	94.918	93.107	70.225	122.595	144.630	97.816	72.602	80.030	104.523	94.603
11	T	3.2226	4.7119	5.1211	4.3629	4.1929	6.4297	4.2865	7.6741	7.6807	2.6157	6.4021	4.8425	4.0216	4.8053	5.8410
	S	118.058	113.446	80.682	102.361	122.935	124.599	134.407	80.762	126.054	146.493	109.375	79.270	84.939	106.133	95.018
12	T	3.2133	4.6641	5.0750	4.3636	4.1822	6.3492	4.2570	7.6357	7.6767	2.6107	6.4788	4.8296	4.0452	4.8076	5.8245
	S	118.400	114.608	81.415	102.345	123.250	126.179	135.339	81.168	126.120	146.774	108.080	79.481	84.444	106.082	95.287
13	T	3.2152	5.0017													
	S	118.330	106.873													

**Event:** Cooper Tires Pro Mazda Mid-Ohio GP  
**Track:** Mid-Ohio Sports Car Course  
**Report:** Section Data Report  
**Session:** Qualifications - Race 1

**Round 12 / 13**  
**2.258 mile(s)**  
**Pro Mazda**  
**July 27, 2018**



**Section Data for Car 9 - Megennis, Robert (R)**

Lap	T/SLap	PI to PO	PO to SF	SF to PI
1	T	78.9638	85.8125	
	S	102.943	88.727	
2	T	77.9257		
	S	104.315		
3	T	77.3550		
	S	105.084		
4	T	77.2855		74.2251
	S	105.179		103.506
5	T	279.4995	201.1712	81.6122
	S	29.083	4.464	93.293
6	T	78.1894		
	S	103.963		
7	T	76.4856		
	S	106.279		
8	T	76.4743		
	S	106.295		
9	T	76.4660		
	S	106.306		
10	T	85.5232		
	S	95.048		
11	T	76.2106		
	S	106.662		
12	T	76.0132		73.8534
	S	106.939		104.027
13	T			
	S			

Event: Cooper Tires Pro Mazda Mid-Ohio GP  
Track: Mid-Ohio Sports Car Course  
Report: Section Data Report  
Session: Qualifications - Race 1

Round 12 / 13  
2.258 mile(s)  
Pro Mazda  
July 27, 2018



Section Data for Car 90 - Thompson, Parker (R)

Lap	T/S	I6 to I7A	I7A to I7	I7 to I8	I8 to SF	SF to I1	I1 to I2A	I2A to I2	I2 to I3A	I3A to I3	I3 to I4	I4 to I5A	I5A to I5B	I5B to I5	I5 to I6A	I6A to I6
1	T	3.2796	5.1843	5.4160	4.4872	4.2705	6.7729	4.4080	8.0939	7.7237	2.6408	6.6550	5.1435	4.3289	4.9432	6.0701
	S	116.006	103.109	76.289	99.526	120.701	118.286	130.702	76.573	125.352	145.101	105.218	74.631	78.909	103.172	91.432
2	T	3.2184	4.9330	5.2328	4.4582	4.2284	6.6732	4.3878	7.8457	7.6730	2.6281	6.5001	5.0777	4.1762	4.8380	5.9873
	S	118.212	108.361	78.960	100.173	121.903	120.053	131.304	78.995	126.180	145.802	107.726	75.598	81.795	105.415	92.696
3	T	3.2137	4.8579	5.1352	4.4734	4.2291	6.5092	4.3142	7.7726	7.6321	2.6174	6.4178	5.0125	4.0973	4.7952	5.9673
	S	118.385	110.036	80.461	99.833	121.883	123.078	133.544	79.738	126.857	146.398	109.107	76.581	83.370	106.356	93.007
4	T	3.1979	4.8102	5.1492	4.4164	4.2088	6.5007	4.3234	7.6522	7.6648	2.6211	6.4008	5.0037	4.0586	4.8152	5.9052
	S	118.970	111.127	80.242	101.121	122.471	123.238	133.260	80.993	126.315	146.191	109.397	76.716	84.165	105.915	93.985
5	T	3.1930	4.7535	5.1043	4.3711	4.1862	6.3911	4.2954	7.6788	7.6443	2.6218	6.3955	4.9255	4.0208	4.8041	5.9140
	S	119.153	112.453	80.948	102.169	123.132	125.352	134.129	80.712	126.654	146.152	109.487	77.934	84.956	106.159	93.845
6	T	3.1902	4.7404	5.2051	4.3696	4.1959	7.1199	4.7474	8.1047	7.9146	2.9464	9.5475	5.8674	4.9378	5.0389	6.1302
	S	119.257	112.764	79.380	102.204	122.847	112.521	121.358	76.471	122.329	130.051	73.341	65.423	69.179	101.213	90.535
7	T	3.2347	4.9522					4.8949	9.2846	10.0710	4.0735	8.0375	5.3960	5.3194	5.0213	6.2258
	S	117.617	107.941					117.701	66.753	96.136	94.067	87.120	71.139	64.216	101.567	89.145
8	T	3.2605	4.9237	5.1880	4.4017	4.2124	6.5637	4.3439	7.8470	7.7386	2.6404	6.4665	5.0312	4.1474	4.7930	5.9175
	S	116.686	108.566	79.642	101.459	122.366	122.056	132.631	78.982	125.111	145.123	108.285	76.297	82.363	106.405	93.790
9	T	3.1948	4.7310	5.0361	4.3587	4.1963	6.4404	4.2791	7.6473	7.6203	2.6235	6.3734	4.9216	4.0282	4.7780	5.8304
	S	119.086	112.988	82.044	102.460	122.835	124.392	134.640	81.045	127.053	146.057	109.867	77.996	84.800	106.739	95.191
10	T	3.1788	4.6663	5.4102	4.4109	4.2055	6.6138	4.3130	7.8439	7.9728	3.1250	7.5262	5.3065	4.5759	4.9011	5.9745
	S	119.685	114.554	76.371	101.247	122.567	121.131	133.581	79.013	121.436	122.618	93.039	72.338	74.650	104.058	92.895
11	T	3.1943	4.7522	5.1611	4.3212	4.1642	6.4054	4.2732	7.6599	7.6191	2.6088	6.3748	4.8854	4.0077	4.7708	5.8325
	S	119.104	112.484	80.057	103.349	123.782	125.072	134.826	80.911	127.073	146.880	109.843	78.574	85.234	106.900	95.156
12	T	3.1739	4.6989	5.0710	4.3472	4.1844	6.5114	4.2835	7.5956	7.6471	2.6117	6.3574	4.8651	3.9951	4.7592	5.8713
	S	119.870	113.760	81.479	102.731	123.185	123.036	134.501	81.596	126.608	146.717	110.144	78.901	85.502	107.161	94.528
13	T	3.1796	4.6789	5.0830	4.3566	4.1777	6.3987	4.2563	7.6064	7.6491	2.6071	6.3641	4.8265	3.9920	4.7462	5.8378
	S	119.655	114.246	81.287	102.509	123.382	125.203	135.361	81.480	126.575	146.976	110.028	79.533	85.569	107.454	95.070
14	T	3.1882	5.3201													
	S	119.332	100.477													

**Event:** Cooper Tires Pro Mazda Mid-Ohio GP  
**Track:** Mid-Ohio Sports Car Course  
**Report:** Section Data Report  
**Session:** Qualifications - Race 1

**Round 12 / 13**  
**2.258 mile(s)**  
**Pro Mazda**  
**July 27, 2018**



**Section Data for Car 90 - Thompson, Parker (R)**

Lap	T/Slap	PI to PO	PO to SF	SF to PI
1	T	79.4176	90.3506	
	S	102.355	84.270	
2	T	77.8579		
	S	104.406		
3	T	77.0449		
	S	105.507		
4	T	76.7282		
	S	105.943		
5	T	76.2994		
	S	106.538		
6	T	84.0560		80.9566
	S	96.707		94.899
7	T	200.4138	119.2003	84.5815
	S	40.560	7.533	90.018
8	T	77.4755		
	S	104.921		
9	T	76.0591		
	S	106.875		
10	T	80.0244		
	S	101.579		
11	T	76.0306		
	S	106.915		
12	T	75.9728		
	S	106.996		
13	T	75.7600		75.3675
	S	107.297		101.937
14	T			
	S			

**Event:** Cooper Tires Pro Mazda Mid-Ohio GP  
**Track:** Mid-Ohio Sports Car Course  
**Report:** Section Data Report  
**Session:** Qualifications - Race 1






**Round 12 / 13**  
**2.258 mile(s)**  
**Pro Mazda**  
**July 27, 2018**

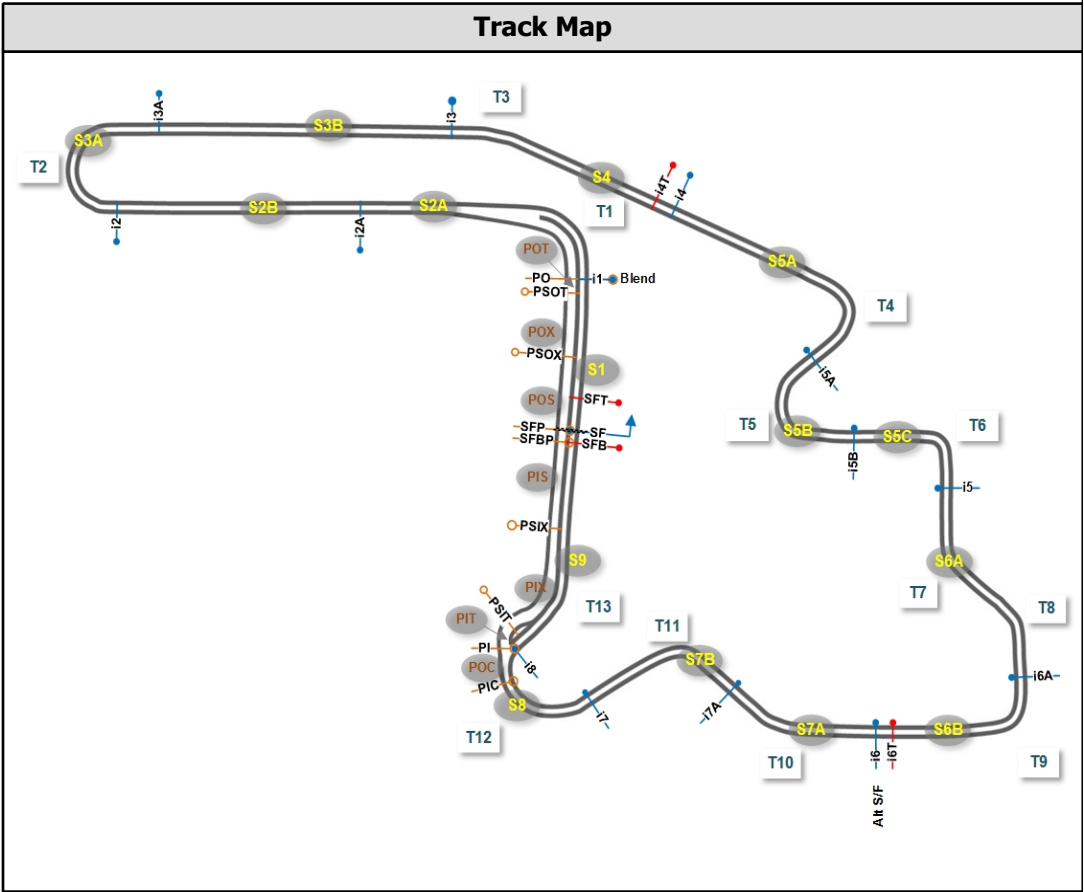


Section Data for Car

Report Support Information

Section Legend	
Name	Length
I6 to I7A	0.105682 miles
I7A to I7	0.148485 miles
I7 to I8	0.114773 miles
I8 to SF	0.124053 miles
SF to I1	0.143182 miles
I1 to I2A	0.222538 miles
I2A to I2	0.160038 miles
I2 to I3A	0.172159 miles
I3A to I3	0.268939 miles
I3 to I4	0.106439 miles
I4 to I5A	0.194508 miles
I5A to I5B	0.106629 miles
I5B to I5	0.094886 miles
I5 to I6A	0.141667 miles
I6A to I6	0.154167 miles
I6 to I7	0.254167 miles
I1 to I2	0.382576 miles
I2 to I3	0.441098 miles
I4 to I5	0.396023 miles
I5 to I6	0.295833 miles
Lap	2.258000 miles
PI to PO	0.249432 miles
PO to SF	2.114962 miles

Color Legend	
	Fastest Lap
	Section Under Caution
	Section Under Green
	Section Time Data
	Section Speed Data



**Event:** Cooper Tires Pro Mazda Mid-Ohio GP

**Round 12 / 13**

**Track:** Mid-Ohio Sports Car Course

**2.258 mile(s)**



**Report:** Section Data Report

**Pro Mazda**

**Session:** Qualifications - Race 1

**July 27, 2018**

**Section Data for Car**

SF to PI	2.134091 miles
PO to I2	0.382576 miles
I7 to PI	0.114773 miles
PO to PI	2.008712 miles