

**Event:** Mazda St. Louis Pro Mazda Oval Challenge  
**Track:** Gateway Motorsports Park  
**Report:** Section Data Report  
**Session:** Race

**Round 14**  
**1.25 mile(s)**  
**Pro Mazda**  
**August 25, 2018**



**Section Data for Car 10 - Scott, Harrison (R)**

Lap	T/SF to T1	T1 to SS1	SS1 to T2	T2 to BS	BS to T3	T3 to SS2	SS2 to T4	T4 to SF	Lap	PO to SF	
1	T	4.5614	3.8044	4.4631	4.1658	3.8217	5.0487	4.5429	4.1004	34.5084	60.3626
	S	127.204	113.983	116.715	136.665	149.148	130.862	129.373	140.840	130.403	66.293
2	T	3.9195	3.5464	4.4924	4.1514	3.7754	4.9924	4.5664	4.1237	33.5676	
	S	148.036	122.275	115.953	137.139	150.977	132.338	128.707	140.044	134.058	
3	T	3.9238	3.5361	4.4305	4.1659	3.7985	4.9465	4.5681	4.1216	33.4910	
	S	147.874	122.631	117.573	136.662	150.059	133.566	128.659	140.115	134.364	
4	T	3.9190	3.4970	4.3092	4.1292	3.8157	4.8774	4.4905	4.0748	33.1128	
	S	148.055	124.002	120.883	137.876	149.383	135.458	130.882	141.725	135.899	
5	T	3.8867	3.4337	4.3682	4.1434	3.8278	4.8497	4.4476	4.0753	33.0324	
	S	149.285	126.288	119.250	137.404	148.911	136.231	132.145	141.707	136.230	
6	T	3.8867	3.4030	4.3034	4.1014	3.7947	4.8942	4.4421	4.0639	32.8894	
	S	149.285	127.428	121.046	138.811	150.210	134.993	132.308	142.105	136.822	
7	T	3.8792	3.3977	4.3743	4.1707	3.8284	4.8385	4.4648	4.0842	33.0378	
	S	149.574	127.626	119.084	136.504	148.887	136.547	131.636	141.399	136.208	
8	T	3.9054	3.4898	4.3573	4.1663	3.8414	4.8065	4.3993	4.0492	33.0152	
	S	148.571	124.258	119.549	136.648	148.383	137.456	133.596	142.621	136.301	
9	T	3.8718	3.4389	4.3229	4.1398	3.8370	4.7836	4.4154	4.0614	32.8708	
	S	149.860	126.097	120.500	137.523	148.554	138.114	133.109	142.192	136.900	
10	T	3.8777	3.4277	4.2877	4.1274	3.8308	4.8253	4.4320	4.0844	32.8930	
	S	149.632	126.509	121.489	137.936	148.794	136.920	132.610	141.392	136.807	
11	T	3.8934	3.4388	4.2874	4.1303	3.8346	4.8420	4.4455	4.0721	32.9441	
	S	149.028	126.101	121.498	137.839	148.647	136.448	132.207	141.819	136.595	
12	T	3.8841	3.4071	4.3042	4.1597	3.8585	4.8333	4.4585	4.0718	32.9772	
	S	149.385	127.274	121.023	136.865	147.726	136.694	131.822	141.829	136.458	
13	T	3.8752	3.4019	4.2607	4.1214	3.8420	4.7910	4.4274	4.0715	32.7911	
	S	149.728	127.469	122.259	138.137	148.360	137.901	132.748	141.840	137.232	
14	T	3.8825	3.4382	4.2992	4.1215	3.8315	4.7805	4.4125	4.0532	32.8191	
	S	149.447	126.123	121.164	138.134	148.767	138.203	133.196	142.480	137.115	
15	T	3.8815	3.4413	4.3391	4.1389	3.8420	4.8182	4.4117	4.0672	32.9399	
	S	149.485	126.009	120.050	137.553	148.360	137.122	133.220	141.990	136.612	
16	T	3.8951	3.4669	4.2851	4.1241	3.8125	4.7618	4.4152	4.0570	32.8177	
	S	148.963	125.079	121.563	138.047	149.508	138.746	133.115	142.347	137.121	
17	T	3.8996	3.4322	4.3178	4.1497	3.8389	4.7822	4.4007	4.0483	32.8694	
	S	148.791	126.344	120.642	137.195	148.480	138.154	133.553	142.652	136.905	
18	T	3.8813	3.4677	4.2604	4.1212	3.8228	4.7598	4.3806	4.0537	32.7475	
	S	149.493	125.050	122.268	138.144	149.105	138.805	134.166	142.462	137.415	
19	T	3.8789	3.4380	4.2913	4.1112	3.8165	4.7773	4.3974	4.0513	32.7619	
	S	149.586	126.130	121.387	138.480	149.352	138.296	133.653	142.547	137.355	

**Event:** Mazda St. Louis Pro Mazda Oval Challenge  
**Track:** Gateway Motorsports Park  
**Report:** Section Data Report  
**Session:** Race

**Round 14**  
**1.25 mile(s)**  
**Pro Mazda**  
**August 25, 2018**



**Section Data for Car 10 - Scott, Harrison (R)**

Lap	T/SF to T1	T1 to SS1	SS1 to T2	T2 to BS	BS to T3	T3 to SS2	SS2 to T4	T4 to SF	Lap	PO to SF	
20	T	3.8966	3.4681	4.2303	4.0950	3.8034	4.7678	4.3811	4.0398	32.6821	
	S	148.906	125.036	123.138	139.028	149.866	138.572	134.151	142.953	137.690	
21	T	3.8926	3.4466	4.2690	4.1306	3.8248	4.7551	4.4127	4.0411	32.7725	
	S	149.059	125.816	122.021	137.829	149.027	138.942	133.190	142.907	137.310	
22	T	3.8780	3.4186	4.2618	4.1455	3.8374	4.7523	4.4277	4.0509	32.7722	
	S	149.620	126.846	122.227	137.334	148.538	139.024	132.739	142.561	137.312	
23	T	3.8673	3.4067	4.2689	4.1224	3.8302	4.7666	4.4328	4.0666	32.7615	
	S	150.034	127.289	122.024	138.104	148.817	138.607	132.586	142.011	137.356	
24	T	3.8837	3.4090	4.3020	4.1461	3.8413	4.7586	4.4319	4.0551	32.8277	
	S	149.401	127.203	121.085	137.314	148.387	138.840	132.613	142.413	137.079	
25	T	3.8713	3.4575	4.2540	4.1098	3.8289	4.7756	4.4155	4.0521	32.7647	
	S	149.879	125.419	122.452	138.527	148.868	138.345	133.105	142.519	137.343	
26	T	3.8748	3.4122	4.2244	4.0821	3.8062	4.7525	4.4059	4.0450	32.6031	
	S	149.744	127.084	123.310	139.467	149.756	139.018	133.396	142.769	138.024	
27	T	3.8691	3.4143	4.2752	4.1329	3.8194	4.6915	4.3623	4.0349	32.5996	
	S	149.964	127.006	121.844	137.753	149.238	140.825	134.729	143.126	138.039	
28	T	3.8653	3.4392	4.3112	4.1521	3.8400	4.7854	4.4675	4.0553	32.9160	
	S	150.112	126.086	120.827	137.116	148.438	138.062	131.556	142.406	136.712	
29	T	3.8674	3.3954	4.2532	4.1284	3.8229	4.7956	4.3905	4.0349	32.6883	
	S	150.030	127.713	122.475	137.903	149.101	137.768	133.863	143.126	137.664	
30	T	3.8676	3.3788	4.3026	4.1434	3.8336	4.8064	4.4548	4.0628	32.8500	
	S	150.023	128.340	121.068	137.404	148.685	137.459	131.931	142.143	136.986	
31	T	3.8798	3.4235	4.3136	4.1170	3.8196	4.9040	4.5413	4.0626	33.0614	
	S	149.551	126.665	120.760	138.285	149.230	134.723	129.418	142.150	136.110	
32	T	3.8417	3.5534	4.3660	4.1741	3.8495	4.7909	4.4061	4.0667	33.0484	
	S	151.034	122.034	119.310	136.393	148.071	137.903	133.389	142.007	136.164	
33	T	3.8911	3.4017	4.2230	4.0909	3.8116	4.7494	4.3874	4.0397	32.5948	
	S	149.117	127.476	123.350	139.167	149.543	139.108	133.958	142.956	138.059	
34	T	3.8767	3.4261	4.2279	4.0968	3.8111	4.7954	4.4425	4.0731	32.7496	
	S	149.670	126.569	123.208	138.967	149.563	137.774	132.297	141.784	137.406	
35	T	3.8965	3.4374	4.2462	4.1102	3.8249	4.7408	4.3764	4.0244	32.6568	
	S	148.910	126.152	122.677	138.513	149.024	139.361	134.295	143.500	137.797	
36	T	3.8672	3.3936	4.2826	4.1103	3.8137	4.7745	4.4158	4.0405	32.6982	
	S	150.038	127.781	121.634	138.510	149.461	138.377	133.096	142.928	137.622	
37	T	3.8638	3.3758	4.3021	4.1445	3.8414	4.8005	4.4094	4.0492	32.7867	
	S	150.170	128.454	121.083	137.367	148.383	137.628	133.290	142.621	137.251	
38	T	3.8714	3.3913	4.2891	4.1384	3.8486	4.7374	4.3660	4.0225	32.6647	
	S	149.875	127.867	121.450	137.570	148.106	139.461	134.615	143.567	137.763	

Event: Mazda St. Louis Pro Mazda Oval Challenge  
Track: Gateway Motorsports Park  
Report: Section Data Report  
Session: Race

Round 14  
1.25 mile(s)



Pro Mazda  
August 25, 2018

Section Data for Car 10 - Scott, Harrison (R)

Lap	T/SF to T1	T1 to SS1	SS1 to T2	T2 to BS	BS to T3	T3 to SS2	SS2 to T4	T4 to SF	Lap	PO to SF	
39	T	3.8481	3.3839	4.3432	4.1648	3.8568	4.8027	4.4498	4.0573	32.9066	
	S	150.783	128.147	119.937	136.698	147.791	137.565	132.079	142.336	136.751	
40	T	3.9095	3.6584	4.3518	4.1757	3.8482	4.7359	4.4075	4.0645	33.1515	
	S	148.415	118.532	119.700	136.341	148.121	139.505	133.347	142.084	135.740	
41	T	3.8833	3.4322	4.2488	4.1131	3.8241	4.7019	4.3896	4.0523	32.6453	
	S	149.416	126.344	122.601	138.416	149.055	140.514	133.891	142.512	137.845	
42	T	3.8746	3.3870	4.2405	4.1148	3.8220	4.7139	4.3697	4.0385	32.5610	
	S	149.752	128.030	122.841	138.359	149.137	140.156	134.501	142.999	138.202	
43	T	3.8693	3.3913	4.2305	4.1079	3.8296	4.7268	4.3632	4.0313	32.5499	
	S	149.957	127.867	123.132	138.591	148.841	139.774	134.701	143.254	138.249	
44	T	3.8648	3.3697	4.2759	4.1286	3.8387	4.7027	4.4203	4.0502	32.6509	
	S	150.131	128.687	121.824	137.896	148.488	140.490	132.961	142.586	137.822	
45	T	3.8725	3.3835	4.2646	4.1051	3.8244	4.7510	4.3906	4.0439	32.6356	
	S	149.833	128.162	122.147	138.686	149.043	139.062	133.860	142.808	137.886	
46	T	3.8621	3.4142	4.2813	4.1054	3.8287	4.7828	4.3802	4.0346	32.6893	
	S	150.236	127.010	121.671	138.675	148.876	138.137	134.178	143.137	137.660	
47	T	3.8550	3.4069	4.2818	4.1100	3.8277	4.7642	4.3551	4.0208	32.6215	
	S	150.513	127.282	121.657	138.520	148.914	138.676	134.951	143.628	137.946	
48	T	3.8489	3.4064	4.2517	4.0935	3.8157	4.7485	4.4047	4.0313	32.6007	
	S	150.751	127.300	122.518	139.079	149.383	139.135	133.432	143.254	138.034	
49	T	3.8491	3.3676	4.2185	4.0773	3.8066	4.7600	4.3958	4.0407	32.5156	
	S	150.744	128.767	123.482	139.631	149.740	138.799	133.702	142.921	138.395	
50	T	3.8627	3.3993	4.2038	4.0672	3.7940	4.7111	4.3867	4.0103	32.4351	
	S	150.213	127.566	123.914	139.978	150.237	140.239	133.979	144.004	138.739	
51	T	3.8322	3.3316	4.2859	4.1229	3.8348	4.7312	4.3745	4.0050	32.5181	
	S	151.408	130.159	121.540	138.087	148.639	139.644	134.353	144.195	138.384	
52	T	3.8256	3.3668	4.2857	4.1211	3.8282	4.7395	4.3678	3.9998	32.5345	
	S	151.670	128.798	121.546	138.147	148.895	139.399	134.559	144.382	138.315	
53	T	3.8386	3.4048	4.3034	4.1336	3.8397	4.7725	4.3674	4.0152	32.6752	
	S	151.156	127.360	121.046	137.729	148.449	138.435	134.571	143.828	137.719	
54	T	3.8436	3.4289	4.3477	4.1608	3.8531	4.8137	4.3725	3.9972	32.8175	
	S	150.959	126.465	119.813	136.829	147.933	137.250	134.414	144.476	137.122	
55	T	3.8464	3.4731	4.3245	4.1163	3.7992	4.9164	4.4404	4.0503	32.9666	
	S	150.849	124.856	120.455	138.308	150.032	134.383	132.359	142.582	136.502	
56	T	4.3476	4.4906	5.5830							
	S	133.459	96.565	93.303							

Event: Mazda St. Louis Pro Mazda Oval Challenge  
Track: Gateway Motorsports Park  
Report: Section Data Report  
Session: Race

Round 14  
1.25 mile(s)



Pro Mazda  
August 25, 2018

Section Data for Car 12 - de la Vara, Moises (R)

Lap	T/SF to T1	T1 to SS1	SS1 to T2	T2 to BS	BS to T3	T3 to SS2	SS2 to T4	T4 to SF	Lap	PO to SF	
1	T	4.5719	3.9320	4.5370	4.2674	3.9034	5.1000	4.6150	4.1538	35.0805	54.7695
	S	126.912	110.284	114.814	133.411	146.027	129.545	127.352	139.029	128.276	73.062
2	T	3.9518	3.6284	4.4215	4.2340	3.9007	4.9340	4.4357	4.1064	33.6125	
	S	146.826	119.512	117.813	134.463	146.128	133.904	132.499	140.634	133.879	
3	T	3.9591	3.4350	4.4737	4.2285	3.8952	4.9569	4.4750	4.1175	33.5409	
	S	146.555	126.241	116.438	134.638	146.334	133.285	131.336	140.255	134.165	
4	T	3.9564	3.4287	4.3375	4.1695	3.8720	4.8540	4.4615	4.0874	33.1670	
	S	146.655	126.473	120.094	136.544	147.211	136.111	131.733	141.288	135.677	
5	T	3.9363	3.4067	4.3533	4.1628	3.8733	4.8961	4.4836	4.1242	33.2363	
	S	147.404	127.289	119.658	136.763	147.161	134.940	131.084	140.027	135.394	
6	T	3.9563	3.4129	4.3347	4.1441	3.8517	4.8571	4.4434	4.1115	33.1117	
	S	146.659	127.058	120.172	137.380	147.987	136.024	132.270	140.460	135.904	
7	T	3.9551	3.3946	4.3421	4.1900	3.8761	4.8572	4.4198	4.1017	33.1366	
	S	146.704	127.743	119.967	135.875	147.055	136.021	132.976	140.795	135.802	
8	T	3.9425	3.3828	4.3216	4.1886	3.8952	4.8377	4.4389	4.0935	33.1008	
	S	147.172	128.189	120.536	135.921	146.334	136.569	132.404	141.077	135.948	
9	T	3.9298	3.3594	4.3315	4.1762	3.8920	4.8499	4.4201	4.1057	33.0646	
	S	147.648	129.081	120.261	136.324	146.454	136.226	132.967	140.658	136.097	
10	T	3.9395	3.3824	4.2831	4.1568	3.8859	4.8565	4.4359	4.1142	33.0543	
	S	147.284	128.204	121.620	136.961	146.684	136.041	132.493	140.368	136.140	
11	T	3.9502	3.4052	4.4035	4.2012	3.9118	4.8707	4.4294	4.1113	33.2833	
	S	146.886	127.345	118.294	135.513	145.713	135.644	132.688	140.467	135.203	
12	T	3.9459	3.3693	4.2734	4.1708	3.9036	4.8389	4.4170	4.0962	33.0151	
	S	147.046	128.702	121.896	136.501	146.019	136.536	133.060	140.984	136.301	
13	T	3.9310	3.3739	4.3222	4.1686	3.9002	4.8174	4.4034	4.0974	33.0141	
	S	147.603	128.527	120.519	136.573	146.146	137.145	133.471	140.943	136.305	
14	T	3.9349	3.3361	4.2424	4.1369	3.8757	4.7903	4.3879	4.0964	32.8006	
	S	147.457	129.983	122.786	137.620	147.070	137.921	133.943	140.977	137.193	
15	T	3.9441	3.4072	4.3432	4.1825	3.8984	4.8216	4.4277	4.1136	33.1383	
	S	147.113	127.271	119.937	136.119	146.214	137.025	132.739	140.388	135.795	
16	T	3.9601	3.4095	4.2525	4.1353	3.8560	4.8011	4.4224	4.1006	32.9375	
	S	146.518	127.185	122.495	137.673	147.822	137.611	132.898	140.833	136.622	
17	T	3.9731	3.4266	4.2798	4.1688	3.8893	4.8059	4.3853	4.0839	33.0127	
	S	146.039	126.550	121.713	136.566	146.556	137.473	134.022	141.409	136.311	
18	T	3.9457	3.3731	4.2465	4.1598	3.8897	4.7692	4.3727	4.0815	32.8382	
	S	147.053	128.557	122.668	136.862	146.541	138.531	134.408	141.492	137.036	
19	T	3.9462	3.4119	4.2193	4.1178	3.8602	4.8052	4.3929	4.0886	32.8421	
	S	147.034	127.095	123.459	138.258	147.661	137.493	133.790	141.246	137.019	

Event: Mazda St. Louis Pro Mazda Oval Challenge  
Track: Gateway Motorsports Park  
Report: Section Data Report  
Session: Race

Round 14  
1.25 mile(s)  
Pro Mazda  
August 25, 2018



Section Data for Car 12 - de la Vara, Moises (R)

Lap	T/SF to T1	T1 to SS1	SS1 to T2	T2 to BS	BS to T3	T3 to SS2	SS2 to T4	T4 to SF	Lap	PO to SF
20	T	3.9587	3.3738	4.1818	4.1013	3.8430	4.7853	4.3507	4.0706	32.6652
	S	146.570	128.531	124.566	138.814	148.322	138.065	135.088	141.871	137.761
21	T	3.9541	3.4425	4.2477	4.1554	3.8790	4.7812	4.3491	4.0520	32.8610
	S	146.741	125.966	122.633	137.007	146.945	138.183	135.138	142.522	136.940
22	T	3.9339	3.3925	4.2050	4.1210	3.8618	4.7835	4.3894	4.0770	32.7641
	S	147.494	127.822	123.878	138.150	147.600	138.117	133.897	141.648	137.345
23	T	3.9293	3.3416	4.2244	4.1455	3.8791	4.7939	4.3698	4.0646	32.7482
	S	147.667	129.769	123.310	137.334	146.941	137.817	134.498	142.080	137.412
24	T	3.9308	3.4215	4.2121	4.1233	3.8675	4.8180	4.3969	4.0854	32.8555
	S	147.610	126.739	123.670	138.073	147.382	137.128	133.669	141.357	136.963
25	T	3.9504	3.4296	4.2398	4.1280	3.8739	4.7523	4.3474	4.0556	32.7770
	S	146.878	126.439	122.862	137.916	147.139	139.024	135.191	142.396	137.291
26	T	3.9253	3.4041	4.2015	4.1098	3.8596	4.7165	4.3335	4.0449	32.5952
	S	147.817	127.386	123.982	138.527	147.684	140.079	135.624	142.772	138.057
27	T	3.9240	3.3811	4.2493	4.1538	3.8680	4.7603	4.3538	4.0814	32.7717
	S	147.866	128.253	122.587	137.060	147.363	138.790	134.992	141.496	137.314
28	T	3.9371	3.3412	4.2084	4.1235	3.8674	4.6871	4.3112	4.0277	32.5036
	S	147.374	129.785	123.778	138.067	147.386	140.957	136.326	143.382	138.446
29	T	3.9081	3.3133	4.2104	4.1278	3.8632	4.7784	4.3684	4.0674	32.6370
	S	148.468	130.877	123.720	137.923	147.546	138.264	134.541	141.983	137.880
30	T	3.9420	3.3766	4.2367	4.1343	3.8661	4.7520	4.3663	4.0650	32.7390
	S	147.191	128.424	122.952	137.706	147.435	139.032	134.605	142.066	137.451
31	T	3.9384	3.3533	4.2542	4.1323	3.8827	4.7224	4.3362	4.0565	32.6760
	S	147.326	129.316	122.446	137.773	146.805	139.904	135.540	142.364	137.716
32	T	3.9393	3.3497	4.2360	4.1420	3.8665	4.7583	4.3561	4.0488	32.6967
	S	147.292	129.455	122.972	137.450	147.420	138.848	134.921	142.635	137.629
33	T	3.9153	3.3840	4.2879	4.1228	3.7891	4.9785	4.5285	4.1614	33.1675
	S	148.195	128.143	121.483	138.090	150.432	132.707	129.784	138.775	135.675
34	T	3.9852	3.3639	4.1846	4.1086	3.8546	4.7069	4.3250	4.0390	32.5678
	S	145.596	128.909	124.482	138.567	147.875	140.365	135.891	142.981	138.173
35	T	3.9216	3.3539	4.1882	4.1310	3.8727	4.7279	4.3274	4.0434	32.5661
	S	147.957	129.293	124.375	137.816	147.184	139.741	135.815	142.825	138.181
36	T	3.9189	3.3608	4.2166	4.1252	3.8638	4.7317	4.3618	4.0411	32.6199
	S	148.059	129.028	123.538	138.010	147.523	139.629	134.744	142.907	137.953
37	T	3.9085	3.3438	4.2270	4.1495	3.8866	4.7499	4.3293	4.0416	32.6362
	S	148.453	129.684	123.234	137.202	146.658	139.094	135.756	142.889	137.884
38	T	3.9090	3.3593	4.2218	4.1343	3.8804	4.7718	4.3480	4.0586	32.6832
	S	148.434	129.085	123.386	137.706	146.892	138.455	135.172	142.290	137.685

Event: Mazda St. Louis Pro Mazda Oval Challenge  
Track: Gateway Motorsports Park  
Report: Section Data Report  
Session: Race

Round 14  
1.25 mile(s)  
Pro Mazda  
August 25, 2018



Section Data for Car 12 - de la Vara, Moises (R)

Lap	T/SF to T1	T1 to SS1	SS1 to T2	T2 to BS	BS to T3	T3 to SS2	SS2 to T4	T4 to SF	Lap	PO to SF	
39	T	3.9083	3.2833	4.1934	4.2304	3.9241	5.0086	4.4556	4.1255	33.1292	
	S	148.460	132.073	124.221	134.578	145.256	131.909	131.908	139.983	135.832	
40	T	3.9472	3.3805	4.2140	4.1435	3.8746	4.7962	4.3406	4.0579	32.7545	
	S	146.997	128.276	123.614	137.400	147.112	137.751	135.402	142.315	137.386	
41	T	3.9129	3.3697	4.2027	4.1087	3.8536	4.8375	4.3961	4.0672	32.7484	
	S	148.286	128.687	123.946	138.564	147.914	136.575	133.693	141.990	137.411	
42	T	3.8959	3.3978	4.3047	4.1544	3.8088	4.8860	4.4568	4.1207	33.0251	
	S	148.933	127.623	121.009	137.040	149.653	135.219	131.872	140.146	136.260	
43	T	3.9615	3.4128	4.2250	4.1431	3.8866	4.7633	4.3356	4.0559	32.7838	
	S	146.467	127.062	123.292	137.414	146.658	138.703	135.558	142.385	137.263	
44	T	3.9214	3.3468	4.1925	4.1201	3.8725	4.7413	4.3441	4.0512	32.5899	
	S	147.964	129.567	124.248	138.181	147.192	139.346	135.293	142.550	138.080	
45	T	3.9079	3.3118	4.2296	4.1202	3.8755	4.7286	4.3337	4.0532	32.5605	
	S	148.475	130.937	123.158	138.177	147.078	139.720	135.618	142.480	138.204	
46	T	3.9055	3.3444	4.1748	4.0983	3.8658	4.7137	4.3255	4.0320	32.4600	
	S	148.567	129.660	124.775	138.916	147.447	140.162	135.875	143.229	138.632	
47	T	3.8843	3.2927	4.2043	4.1171	3.8773	4.6955	4.3034	4.0229	32.3975	
	S	149.378	131.696	123.899	138.281	147.010	140.705	136.573	143.553	138.900	
48	T	3.8821	3.2980	4.1961	4.0990	3.8546	4.7224	4.3204	4.0251	32.3977	
	S	149.462	131.485	124.141	138.892	147.875	139.904	136.035	143.475	138.899	
49	T	3.8800	3.2909	4.2099	4.1001	3.8561	4.7223	4.3227	4.0332	32.4152	
	S	149.543	131.768	123.734	138.855	147.818	139.907	135.963	143.187	138.824	
50	T	3.8876	3.3073	4.3138	4.1400	3.8765	4.7615	4.3436	4.0336	32.6639	
	S	149.251	131.115	120.754	137.516	147.040	138.755	135.309	143.172	137.767	
51	T	3.8816	3.3127	4.2087	4.1153	3.8762	4.7136	4.3099	4.0190	32.4370	
	S	149.481	130.901	123.770	138.342	147.051	140.165	136.367	143.692	138.730	
52	T	3.8761	3.3499	4.2002	4.1035	3.8638	4.7798	4.3790	4.0598	32.6121	
	S	149.694	129.448	124.020	138.740	147.523	138.224	134.215	142.248	137.986	
53	T	3.9067	3.3144	4.2242	4.1433	3.8886	4.7123	4.3081	4.0071	32.5047	
	S	148.521	130.834	123.315	137.407	146.582	140.204	136.424	144.119	138.442	
54	T	3.8758	3.2969	4.1982	4.1087	3.8718	4.7039	4.2757	3.9894	32.3204	
	S	149.705	131.529	124.079	138.564	147.218	140.454	137.458	144.759	139.231	
55	T	3.8782	3.3690	4.1509	4.0786	3.8397	4.6644	4.2443	3.9530	32.1781	
	S	149.613	128.714	125.493	139.587	148.449	141.643	138.474	146.092	139.847	
56	T	4.2749	4.2529	5.6334							
	S	135.729	101.963	92.468							

Event: Mazda St. Louis Pro Mazda Oval Challenge  
Track: Gateway Motorsports Park  
Report: Section Data Report  
Session: Race

Round 14  
1.25 mile(s)



Pro Mazda  
August 25, 2018

Section Data for Car 2 - VeeKay, Rinus (R)

Lap	T/SF to T1	T1 to SS1	SS1 to T2	T2 to BS	BS to T3	T3 to SS2	SS2 to T4	T4 to SF	Lap	PO to SF	
1	T	4.5178	3.6077	4.2323	4.0926	3.8241	4.7276	4.3351	4.0586	33.3958	59.8716
	S	128.431	120.197	123.079	139.109	149.055	139.750	135.574	142.290	134.747	66.836
2	T	3.9386	3.4158	4.2743	4.1295	3.8322	4.6890	4.3148	4.0531	32.6473	
	S	147.318	126.950	121.870	137.866	148.740	140.900	136.212	142.484	137.837	
3	T	3.9329	3.3718	4.2876	4.1264	3.8369	4.7518	4.3548	4.0687	32.7309	
	S	147.532	128.607	121.492	137.970	148.557	139.038	134.961	141.937	137.485	
4	T	3.9478	3.3994	4.1887	4.0890	3.8228	4.7070	4.3217	4.0477	32.5241	
	S	146.975	127.563	124.361	139.232	149.105	140.362	135.994	142.674	138.359	
5	T	3.9226	3.3228	4.1953	4.0920	3.8202	4.7842	4.3927	4.0894	32.6192	
	S	147.919	130.503	124.165	139.130	149.207	138.097	133.796	141.219	137.956	
6	T	3.9434	3.4294	4.3131	4.1286	3.8244	4.7828	4.3803	4.0763	32.8783	
	S	147.139	126.447	120.774	137.896	149.043	138.137	134.175	141.673	136.868	
7	T	3.9257	3.3539	4.2689	4.1277	3.8262	4.8839	4.4866	4.1395	33.0124	
	S	147.802	129.293	122.024	137.926	148.973	135.278	130.996	139.510	136.312	
8	T	3.9627	3.3909	4.3104	4.1566	3.8524	4.7341	4.4117	4.0903	32.9091	
	S	146.422	127.882	120.849	136.967	147.960	139.558	133.220	141.188	136.740	
9	T	3.9274	3.3551	4.2847	4.1378	3.8468	4.7513	4.3435	4.0591	32.7057	
	S	147.738	129.247	121.574	137.590	148.175	139.053	135.312	142.273	137.591	
10	T	3.9093	3.3627	4.2553	4.1269	3.8400	4.7259	4.3577	4.0680	32.6458	
	S	148.422	128.955	122.414	137.953	148.438	139.800	134.871	141.962	137.843	
11	T	3.9066	3.3183	4.2202	4.1182					34.1585	
	S	148.525	130.680	123.432	138.244					131.739	
12	T									32.9437	
	S									136.597	
13	T									32.7058	
	S									137.590	
14	T									32.6035	
	S									138.022	
15	T									32.5641	
	S									138.189	
16	T									32.6470	
	S									137.838	
17	T									31.2888	
	S									143.821	
18	T									32.6880	
	S									137.665	
19	T									33.5256	
	S									134.226	

Event: Mazda St. Louis Pro Mazda Oval Challenge

Track: Gateway Motorsports Park

Report: Section Data Report

Session: Race

Round 14

1.25 mile(s)



Pro Mazda

August 25, 2018

Section Data for Car 2 - VeeKay, Rinus (R)

Lap	T/SF to T1	T1 to SS1	SS1 to T2	T2 to BS	BS to T3	T3 to SS2	SS2 to T4	T4 to SF	Lap	PO to SF
20	T								31.8105	
	S								141.463	
21	T								32.4530	
	S								138.662	
22	T								32.2340	
	S								139.604	
23	T								32.4899	
	S								138.505	
24	T								32.4220	
	S								138.795	
25	T								32.7075	
	S								137.583	
26	T								32.4540	
	S								138.658	
27	T								32.4099	
	S								138.846	
28	T								32.4220	
	S								138.795	
29	T								32.3020	
	S								139.310	
30	T								32.7650	
	S								137.342	
31	T								32.4576	
	S								138.642	
32	T								32.3750	
	S								138.996	
33	T								32.3627	
	S								139.049	
34	T								32.3750	
	S								138.996	
35	T								32.6331	
	S								137.897	
36	T								32.8280	
	S								137.078	
37	T								32.3944	
	S								138.913	
38	T								32.3910	
	S								138.927	



**Event:** Mazda St. Louis Pro Mazda Oval Challenge  
**Track:** Gateway Motorsports Park  
**Report:** Section Data Report  
**Session:** Race

**Round 14**  
**1.25 mile(s)**  
**Pro Mazda**  
**August 25, 2018**



**Section Data for Car 2 - VeeKay, Rinus (R)**

Lap	T/SF to T1	T1 to SS1	SS1 to T2	T2 to BS	BS to T3	T3 to SS2	SS2 to T4	T4 to SF	Lap	PO to SF
39	T								32.3306	
	S								139.187	
40	T								32.5940	
	S								138.062	
41	T								32.4453	
	S								138.695	
42	T								32.3280	
	S								139.198	
43	T								32.4072	
	S								138.858	
44	T								32.4840	
	S								138.530	
45	T								32.4122	
	S								138.837	
46	T								32.3590	
	S								139.065	
47	T								32.0670	
	S								140.331	
48	T								32.3130	
	S								139.263	
49	T								32.9114	
	S								136.731	
50	T								32.2660	
	S								139.466	
51	T								32.2217	
	S								139.657	
52	T								32.2190	
	S								139.669	
53	T								32.6282	
	S								137.918	
54	T								32.0000	
	S								140.625	
55	T								31.9905	
	S								140.667	

**Event:** Mazda St. Louis Pro Mazda Oval Challenge  
**Track:** Gateway Motorsports Park  
**Report:** Section Data Report  
**Session:** Race

**Round 14**  
**1.25 mile(s)**  
**Pro Mazda**  
**August 25, 2018**



**Section Data for Car 27 - Soler-Obel, Mathias (R)**

Lap	T/SF to T1	T1 to SS1	SS1 to T2	T2 to BS	BS to T3	T3 to SS2	SS2 to T4	T4 to SF	Lap	PO to SF	
1	T	4.5340	4.1823	4.7834	4.3224	3.9022	5.3815	4.6286	4.0425	35.7769	52.6772
	S	127.972	103.684	108.899	131.713	146.071	122.769	126.977	142.857	125.779	75.964
2	T	3.8717	3.6535	4.4140	4.1373	3.7706	5.2409	4.6671	4.1228	33.8779	
	S	149.864	118.691	118.013	137.606	151.170	126.063	125.930	140.075	132.830	
3	T	3.8979	3.6280	4.4535	4.1623	3.7922	5.1715	4.5044	4.0611	33.6709	
	S	148.856	119.525	116.966	136.780	150.309	127.754	130.478	142.203	133.647	
4	T	3.8634	3.5944	4.3669	4.1121	3.8148	5.0673	4.5118	4.0789	33.4096	
	S	150.186	120.642	119.286	138.449	149.418	130.381	130.264	141.582	134.692	
5	T	3.8838	3.5326	4.2728	4.0791	3.7759	4.9851	4.4807	4.0588	33.0688	
	S	149.397	122.753	121.913	139.570	150.957	132.531	131.169	142.283	136.080	
6	T	3.8591	3.5635	4.3652	4.1122	3.7750	5.0029	4.4768	4.0559	33.2106	
	S	150.353	121.688	119.332	138.446	150.993	132.060	131.283	142.385	135.499	
7	T	3.8459	3.5563	4.2868	4.1215	3.7851	4.9344	4.4674	4.0410	33.0384	
	S	150.869	121.935	121.515	138.134	150.590	133.893	131.559	142.910	136.205	
8	T	3.8345	3.5477	4.3925	4.1905	3.8354	4.9716	4.4482	4.0199	33.2403	
	S	151.318	122.230	118.591	135.859	148.616	132.891	132.127	143.660	135.378	
9	T	3.8253	3.5602	4.2910	4.1287	3.7999	4.9512	4.4571	4.0263	33.0397	
	S	151.682	121.801	121.396	137.893	150.004	133.439	131.863	143.432	136.200	
10	T	3.8165	3.6077	4.3364	4.1420	3.8027	4.9638	4.4555	4.0444	33.1690	
	S	152.031	120.197	120.125	137.450	149.893	133.100	131.911	142.790	135.669	
11	T	3.8251	3.5291	4.2737	4.1021	3.7711	5.0424	4.5344	4.0830	33.1609	
	S	151.689	122.874	121.887	138.787	151.150	131.025	129.615	141.440	135.702	
12	T	3.8433	3.5521	4.2795	4.1105	3.7962	4.9847	4.4696	4.0411	33.0770	
	S	150.971	122.079	121.722	138.503	150.150	132.542	131.494	142.907	136.046	
13	T	3.8214	3.5560	4.3425	4.1376	3.8236	4.9939	4.4359	4.0296	33.1405	
	S	151.836	121.945	119.956	137.596	149.074	132.298	132.493	143.314	135.786	
14	T	3.8222	3.4921	4.3248	4.1669	3.8331	4.9477	4.4515	4.0445	33.0828	
	S	151.805	124.176	120.447	136.629	148.705	133.533	132.029	142.787	136.022	
15	T	3.8380	3.5296	4.2665	4.1122	3.8019	4.9132	4.4510	4.0355	32.9479	
	S	151.180	122.857	122.093	138.446	149.925	134.471	132.044	143.105	136.579	
16	T	3.8399	3.5289	4.3267	4.1387	3.8062	4.9745	4.4693	4.0583	33.1425	
	S	151.105	122.881	120.394	137.560	149.756	132.814	131.503	142.301	135.777	
17	T	3.8673	3.5391	4.3165	4.1419	3.8252	4.9412	4.3992	4.0082	33.0386	
	S	150.034	122.527	120.679	137.453	149.012	133.709	133.599	144.080	136.204	
18	T	3.8242	3.5120	4.3324	4.1482	3.8376	4.9524	4.4238	4.0362	33.0668	
	S	151.725	123.473	120.236	137.245	148.530	133.406	132.856	143.080	136.088	
19	T	3.8422	3.5216	4.2761	4.1020	3.8008	4.9591	4.4266	4.0299	32.9583	
	S	151.014	123.136	121.819	138.790	149.968	133.226	132.772	143.304	136.536	

Event: Mazda St. Louis Pro Mazda Oval Challenge  
Track: Gateway Motorsports Park  
Report: Section Data Report  
Session: Race

Round 14  
1.25 mile(s)



Pro Mazda  
August 25, 2018

Section Data for Car 27 - Soler-Obel, Mathias (R)

Lap	T/SF to T1	T1 to SS1	SS1 to T2	T2 to BS	BS to T3	T3 to SS2	SS2 to T4	T4 to SF	Lap	PO to SF
20	T	3.8539	3.5103	4.3124	4.1228	3.8055	4.9079	4.4092	4.0166	32.9386
	S	150.556	123.533	120.793	138.090	149.783	134.616	133.296	143.778	136.618
21	T	3.8528	3.5357	4.2986	4.1516	3.8255	4.8946	4.4446	4.0139	33.0173
	S	150.599	122.645	121.181	137.132	149.000	134.982	132.234	143.875	136.292
22	T	3.8266	3.5340	4.2603	4.0951	3.7945	4.9340	4.4513	4.0380	32.9338
	S	151.630	122.704	122.271	139.024	150.217	133.904	132.035	143.016	136.638
23	T	3.8389	3.5341	4.2801	4.1165	3.8073	4.8893	4.4661	4.0439	32.9762
	S	151.144	122.701	121.705	138.302	149.712	135.128	131.597	142.808	136.462
24	T	3.8475	3.5204	4.2424	4.0947	3.8014	4.8316	4.4348	4.0271	32.7999
	S	150.806	123.178	122.786	139.038	149.945	136.742	132.526	143.403	137.196
25	T	3.8356	3.4850	4.2476	4.1013	3.8057	4.8744	4.4106	4.0155	32.7757
	S	151.274	124.429	122.636	138.814	149.775	135.541	133.253	143.818	137.297
26	T	3.8271	3.4673	4.1965	4.0618	3.7766	4.8882	4.4490	4.0335	32.7000
	S	151.610	125.065	124.129	140.164	150.929	135.159	132.103	143.176	137.615
27	T	3.8270	3.5225	4.3267	4.1447	3.8019	4.9926	4.4581	4.0496	33.1231
	S	151.614	123.105	120.394	137.361	149.925	132.332	131.834	142.607	135.857
28	T	3.8542	3.6132	4.3500	4.1550	3.8241	4.9351	4.4497	4.0454	33.2267
	S	150.544	120.014	119.749	137.020	149.055	133.874	132.082	142.755	135.433
29	T	3.8719	3.6047	4.3226	4.1273	3.8202	4.9407	4.4539	4.0587	33.2000
	S	149.856	120.297	120.508	137.940	149.207	133.722	131.958	142.287	135.542
30	T	3.8789	3.5722	4.2950	4.1191	3.8102	4.9026	4.4356	4.0506	33.0642
	S	149.586	121.392	121.283	138.214	149.598	134.762	132.502	142.571	136.099
31	T	3.8853	3.5565	4.2887	4.1156	3.8152	4.9256	4.4342	4.0534	33.0745
	S	149.339	121.928	121.461	138.332	149.402	134.132	132.544	142.473	136.056
32	T	3.8944	3.5793	4.3545	4.1582	3.8302	4.9234	4.4311	4.0431	33.2142
	S	148.990	121.151	119.625	136.915	148.817	134.192	132.637	142.836	135.484
33	T	3.8688	3.5645	4.2794	4.1051	3.8118	4.9319	4.4371	4.0463	33.0449
	S	149.976	121.654	121.725	138.686	149.536	133.961	132.458	142.723	136.178
34	T	3.8780	3.5032	4.3413	4.1545	3.8298	4.9541	4.4409	4.0496	33.1514
	S	149.620	123.783	119.989	137.037	148.833	133.361	132.344	142.607	135.741
35	T	3.8761	3.4830	4.3033	4.1171	3.8139	4.9381	4.4360	4.0510	33.0185
	S	149.694	124.501	121.049	138.281	149.453	133.793	132.490	142.557	136.287
36	T	3.8767	3.5366	4.3281	4.1417	3.8269	4.9703	4.4291	4.0498	33.1592
	S	149.670	122.614	120.355	137.460	148.946	132.926	132.697	142.600	135.709
37	T	3.8670	3.5277	4.2711	4.1231	3.8258	4.8915	4.3987	4.0169	32.9218
	S	150.046	122.923	121.961	138.080	148.988	135.067	133.614	143.768	136.688
38	T	3.8359	3.4953	4.2917	4.1258	3.8242	4.8984	4.4530	4.0477	32.9720
	S	151.262	124.063	121.376	137.990	149.051	134.877	131.985	142.674	136.479

Event: Mazda St. Louis Pro Mazda Oval Challenge  
Track: Gateway Motorsports Park  
Report: Section Data Report  
Session: Race

Round 14  
1.25 mile(s)



Pro Mazda  
August 25, 2018

Section Data for Car 27 - Soler-Obel, Mathias (R)

Lap	T/SF to T1	T1 to SS1	SS1 to T2	T2 to BS	BS to T3	T3 to SS2	SS2 to T4	T4 to SF	Lap	PO to SF	
39	T	3.8511	3.7016	4.5507	4.2092	3.8628	4.9643	4.4177	4.0340	33.5914	
	S	150.665	117.148	114.468	135.256	147.561	133.087	133.039	143.158	133.963	
40	T	3.8434	3.4865	4.2953	4.1277	3.8126	4.8966	4.4170	4.0287	32.9078	
	S	150.967	124.376	121.274	137.926	149.504	134.927	133.060	143.346	136.746	
41	T	3.8386	3.4850	4.2914	4.1220	3.8109	4.8893	4.4360	4.0122	32.8854	
	S	151.156	124.429	121.384	138.117	149.571	135.128	132.490	143.936	136.839	
42	T	3.8174	3.5998	4.3162	4.1017	3.7706	5.0944	4.4914	4.0173	33.2088	
	S	151.995	120.461	120.687	138.801	151.170	129.688	130.856	143.753	135.506	
43	T	3.8013	3.5693	4.3402	4.1574	3.8514	4.9737	4.4497	4.0768	33.2198	
	S	152.639	121.491	120.020	136.941	147.998	132.835	132.082	141.655	135.461	
44	T	3.8991	3.5410	4.3604	4.1611	3.8517	4.9535	4.4377	4.0557	33.2602	
	S	148.811	122.462	119.464	136.819	147.987	133.377	132.440	142.392	135.297	
45	T	3.8883	3.5352	4.3859	4.1869	3.8689	5.1998	4.5106	4.0577	33.6333	
	S	149.224	122.662	118.769	135.976	147.329	127.059	130.299	142.322	133.796	
46	T	3.8466	3.6214	4.3153	4.0936	3.7982	4.9833	4.4271	4.0167	33.1022	
	S	150.842	119.743	120.712	139.075	150.071	132.579	132.757	143.775	135.943	
47	T	3.8185	3.5184	4.3467	4.1558	3.8389	4.9210	4.4278	4.0192	33.0463	
	S	151.952	123.248	119.840	136.994	148.480	134.258	132.736	143.685	136.173	
48	T	3.8293	3.5420	4.3283	4.1140	3.8149	4.9230	4.4097	4.0172	32.9784	
	S	151.523	122.427	120.350	138.386	149.414	134.203	133.281	143.757	136.453	
49	T	3.8381	3.5338	4.2896	4.1118	3.8144	4.9543	4.4944	4.0648	33.1012	
	S	151.176	122.711	121.435	138.460	149.434	133.355	130.769	142.073	135.947	
50	T	3.8693	3.5735	4.3470	4.1273	3.8317	4.9525	4.4819	4.0582	33.2414	
	S	149.957	121.348	119.832	137.940	148.759	133.404	131.134	142.304	135.373	
51	T	3.8498	3.5035	4.3214	4.1306	3.8354	4.9235	4.4248	4.0394	33.0284	
	S	150.716	123.772	120.542	137.829	148.616	134.189	132.826	142.967	136.246	
52	T	3.8611	3.5250	4.3762	4.1764	3.8528	4.9782	4.4750	4.0636	33.3083	
	S	150.275	123.017	119.032	136.318	147.944	132.715	131.336	142.115	135.101	
53	T	3.8851	3.6528	4.3668	4.1320	3.7973	4.9504	4.4121	4.0001	33.1966	
	S	149.347	118.713	119.289	137.783	150.107	133.460	133.208	144.371	135.556	
54	T	3.8241	3.5465	4.3498	4.1420	3.8339	5.0240	4.4360	4.0299	33.1862	
	S	151.729	122.272	119.755	137.450	148.674	131.505	132.490	143.304	135.599	
55	T	4.1935	4.2781	5.4335	4.7224	6.1522					
	S	138.363	101.362	95.870	120.557	92.650					

Event: Mazda St. Louis Pro Mazda Oval Challenge  
Track: Gateway Motorsports Park  
Report: Section Data Report  
Session: Race

Round 14  
1.25 mile(s)  
Pro Mazda  
August 25, 2018



Section Data for Car 3 - Askew, Oliver (R)

Lap	T/SF to T1	T1 to SS1	SS1 to T2	T2 to BS	BS to T3	T3 to SS2	SS2 to T4	T4 to SF	Lap	PO to SF	
1	T	4.5445	4.0793	4.5770	4.2313	3.8640	5.2110	4.6323	4.0978	35.2372	53.1853
	S	127.677	106.302	113.810	134.549	147.516	126.786	126.876	140.929	127.706	75.239
2	T	3.8685	3.6852	4.6199	4.2916	3.8809	5.0408	4.5355	4.0851	34.0075	
	S	149.988	117.670	112.753	132.659	146.873	131.067	129.584	141.367	132.324	
3	T	3.9040	3.5075	4.4196	4.1630	3.8134	4.8976	4.5330	4.0427	33.2808	
	S	148.624	123.631	117.863	136.757	149.473	134.899	129.655	142.850	135.213	
4	T	3.8553	3.5766	4.4426	4.1564	3.8127	4.9794	4.4974	4.0552	33.3756	
	S	150.501	121.243	117.253	136.974	149.500	132.683	130.682	142.410	134.829	
5	T	3.8651	3.4796	4.4893	4.2700	3.8791	4.8501	4.5530	4.0885	33.4747	
	S	150.120	124.622	116.033	133.330	146.941	136.220	129.086	141.250	134.430	
6	T	3.8983	3.5202	4.3810	4.1374	3.8097	4.8573	4.4546	4.0271	33.0856	
	S	148.841	123.185	118.902	137.603	149.618	136.018	131.937	143.403	136.011	
7	T	3.8509	3.5045	4.4173	4.1800	3.8265	4.8568	4.4986	4.0473	33.1819	
	S	150.673	123.737	117.925	136.201	148.961	136.032	130.647	142.688	135.616	
8	T	3.8626	3.4940	4.3990	4.1774	3.8449	4.8855	4.4607	4.0480	33.1721	
	S	150.217	124.109	118.415	136.285	148.248	135.233	131.757	142.663	135.656	
9	T	3.8559	3.4811	4.4025	4.2081	3.8624	4.8691	4.4878	4.0598	33.2267	
	S	150.478	124.569	118.321	135.291	147.577	135.689	130.961	142.248	135.433	
10	T	3.8663	3.4898	4.3776	4.1692	3.8484	4.8104	4.5043	4.0730	33.1390	
	S	150.073	124.258	118.994	136.553	148.114	137.344	130.481	141.787	135.792	
11	T	3.8699	3.4707	4.4288	4.1776	3.8544	4.8262	4.4950	4.0614	33.1840	
	S	149.933	124.942	117.619	136.279	147.883	136.895	130.751	142.192	135.608	
12	T	3.8643	3.4812	4.3430	4.1600	3.8494	4.8229	4.4715	4.0440	33.0363	
	S	150.151	124.565	119.942	136.855	148.075	136.988	131.439	142.804	136.214	
13	T	3.8482	3.4830	4.3602	4.1527	3.8445	4.8368	4.4850	4.0514	33.0618	
	S	150.779	124.501	119.469	137.096	148.264	136.595	131.043	142.543	136.109	
14	T	3.8544	3.4131	4.3458	4.1541	3.8424	4.8216	4.4387	4.0418	32.9119	
	S	150.536	127.051	119.865	137.050	148.345	137.025	132.410	142.882	136.729	
15	T	3.8603	3.4450	4.3368	4.1460	3.8400	4.8498	4.4595	4.0473	32.9847	
	S	150.306	125.874	120.114	137.317	148.438	136.229	131.792	142.688	136.427	
16	T	3.8576	3.4000	4.3806	4.1618	3.8268	4.8304	4.4327	4.0622	32.9521	
	S	150.411	127.540	118.913	136.796	148.950	136.776	132.589	142.164	136.562	
17	T	3.8744	3.3991	4.3894	4.1806	3.8481	4.9018	4.4840	4.0708	33.1482	
	S	149.759	127.574	118.674	136.181	148.125	134.784	131.072	141.864	135.754	
18	T	3.8683	3.3534	4.3807	4.1736	3.8561	4.8407	4.4500	4.0532	32.9760	
	S	149.995	129.312	118.910	136.409	147.818	136.485	132.074	142.480	136.463	
19	T	3.8648	3.3663	4.3721	4.1491	3.8335	4.8119	4.4434	4.0500	32.8911	
	S	150.131	128.817	119.144	137.215	148.689	137.302	132.270	142.593	136.815	

Event: Mazda St. Louis Pro Mazda Oval Challenge  
Track: Gateway Motorsports Park  
Report: Section Data Report  
Session: Race

Round 14  
1.25 mile(s)



Pro Mazda  
August 25, 2018

Section Data for Car 3 - Askew, Oliver (R)

Lap	T/SF to T1	T1 to SS1	SS1 to T2	T2 to BS	BS to T3	T3 to SS2	SS2 to T4	T4 to SF	Lap	PO to SF
20	T	3.8715	3.4409	4.2905	4.1116	3.8133	4.7764	4.4264	4.0304	32.7610
	S	149.871	126.024	121.410	138.466	149.477	138.322	132.778	143.286	137.358
21	T	3.8658	3.3973	4.3917	4.3005	3.9056	4.8386	4.4656	4.0554	33.2205
	S	150.092	127.641	118.612	132.384	145.944	136.544	131.612	142.403	135.459
22	T	3.8676	3.4182	4.3560	4.1481	3.8307	4.7583	4.4363	4.0341	32.8493
	S	150.023	126.861	119.584	137.248	148.798	138.848	132.481	143.155	136.989
23	T	3.8563	3.4900	4.3609	4.1455	3.8347	4.7735	4.4349	4.0317	32.9275
	S	150.462	124.251	119.450	137.334	148.643	138.406	132.523	143.240	136.664
24	T	3.8625	3.4021	4.3480	4.1381	3.8330	4.7403	4.4355	4.0420	32.8015
	S	150.221	127.461	119.804	137.580	148.709	139.376	132.505	142.875	137.189
25	T	3.8577	3.4058	4.3691	4.1462	3.8424	4.8234	4.4155	4.0319	32.8920
	S	150.408	127.323	119.226	137.311	148.345	136.974	133.105	143.233	136.811
26	T	3.8615	3.4368	4.3330	4.1330	3.8325	4.7938	4.4177	4.0395	32.8478
	S	150.260	126.174	120.219	137.749	148.728	137.820	133.039	142.963	136.995
27	T	3.8624	3.4099	4.3561	4.1559	3.8281	4.7525	4.4464	4.0440	32.8553
	S	150.225	127.170	119.582	136.990	148.899	139.018	132.180	142.804	136.964
28	T	3.8708	3.4177	4.3221	4.1387	3.8338	4.7342	4.3938	4.0163	32.7274
	S	149.899	126.880	120.522	137.560	148.678	139.555	133.763	143.789	137.499
29	T	3.8618	3.3815	4.3228	4.1304	3.8231	4.7680	4.4316	4.0382	32.7574
	S	150.248	128.238	120.503	137.836	149.094	138.566	132.622	143.009	137.374
30	T	3.8730	3.3673	4.3121	4.1244	3.8228	4.7620	4.4414	4.0433	32.7463
	S	149.813	128.779	120.802	138.037	149.105	138.740	132.329	142.829	137.420
31	T	3.8815	3.3886	4.3221	4.1256	3.8336	4.7634	4.4201	4.0410	32.7759
	S	149.485	127.969	120.522	137.996	148.685	138.700	132.967	142.910	137.296
32	T	3.8818	3.4165	4.3538	4.1537	3.8259	4.7526	4.4358	4.0386	32.8587
	S	149.474	126.924	119.645	137.063	148.985	139.015	132.496	142.995	136.950
33	T	3.8620	3.3836	4.3015	4.1152	3.8242	4.7534	4.4271	4.0288	32.6958
	S	150.240	128.158	121.099	138.345	149.051	138.991	132.757	143.343	137.632
34	T	3.8573	3.3737	4.3511	4.1503	3.8374	4.7734	4.4820	4.0370	32.8622
	S	150.423	128.534	119.719	137.175	148.538	138.409	131.131	143.052	136.935
35	T	3.8580	3.4000	4.3215	4.1286	3.8163	4.9232	4.5212	4.0499	33.0187
	S	150.396	127.540	120.539	137.896	149.359	134.198	129.994	142.596	136.286
36	T	3.8457	3.5343	4.4308	4.1377	3.7838	4.9870	4.5363	4.0764	33.3320
	S	150.877	122.694	117.565	137.593	150.642	132.481	129.561	141.669	135.005
37	T	3.8978	3.4919	4.3393	4.1625	3.8536	4.7677	4.4268	4.0335	32.9731
	S	148.860	124.183	120.044	136.773	147.914	138.575	132.766	143.176	136.475
38	T	3.8730	3.4409	4.3218	4.1408	3.8441	4.7763	4.4121	4.0378	32.8468
	S	149.813	126.024	120.531	137.490	148.279	138.325	133.208	143.023	137.000

Event: Mazda St. Louis Pro Mazda Oval Challenge  
Track: Gateway Motorsports Park  
Report: Section Data Report  
Session: Race

Round 14  
1.25 mile(s)



Pro Mazda  
August 25, 2018

Section Data for Car 3 - Askew, Oliver (R)

Lap	T/SF to T1	T1 to SS1	SS1 to T2	T2 to BS	BS to T3	T3 to SS2	SS2 to T4	T4 to SF	Lap	PO to SF	
39	T	3.8680	3.4032	4.3323	4.1371	3.8380	4.7795	4.3590	4.0226	32.7397	
	S	150.007	127.420	120.238	137.613	148.515	138.232	134.831	143.564	137.448	
40	T	3.8641	3.4193	4.2896	4.1278	3.8207	4.7750	4.3765	4.0324	32.7054	
	S	150.158	126.820	121.435	137.923	149.187	138.363	134.292	143.215	137.592	
41	T	3.8673	3.4120	4.3015	4.1251	3.8305	4.7340	4.3869	4.0295	32.6868	
	S	150.034	127.092	121.099	138.013	148.806	139.561	133.973	143.318	137.670	
42	T	3.8604	3.3924	4.2908	4.1224	3.8314	4.7287	4.4147	4.0339	32.6747	
	S	150.302	127.826	121.401	138.104	148.771	139.717	133.130	143.162	137.721	
43	T	3.8584	3.4225	4.3340	4.1358	3.8392	4.7812	4.4187	4.0362	32.8260	
	S	150.380	126.702	120.191	137.656	148.468	138.183	133.009	143.080	137.086	
44	T	3.8595	3.4312	4.3209	4.1397	3.8389	4.7508	4.3983	4.0202	32.7595	
	S	150.337	126.380	120.556	137.526	148.480	139.067	133.626	143.650	137.365	
45	T	3.8481	3.4044	4.3075	4.1142	3.8208	4.7893	4.3980	4.0238	32.7061	
	S	150.783	127.375	120.931	138.379	149.183	137.950	133.635	143.521	137.589	
46	T	3.8355	3.4963	4.4707	4.1729	3.8428	4.8368	4.4067	4.0130	33.0747	
	S	151.278	124.027	116.516	136.432	148.329	136.595	133.371	143.907	136.056	
47	T	3.8223	3.4492	4.3302	4.1084	3.7880	5.0734	4.6130	4.1029	33.2874	
	S	151.801	125.721	120.297	138.574	150.475	130.225	127.407	140.754	135.186	
48	T	3.8712	3.4497	4.3389	4.1012	3.7867	5.0621	4.5102	4.0722	33.1922	
	S	149.883	125.703	120.056	138.817	150.527	130.515	130.311	141.815	135.574	
49	T	3.8541	3.4013	4.3384	4.1113	3.7868	5.0409	4.4345	4.0358	33.0031	
	S	150.548	127.491	120.069	138.476	150.523	131.064	132.535	143.094	136.351	
50	T	3.8317	3.4834	4.3196	4.0797	3.7546	5.0249	4.4760	4.0518	33.0217	
	S	151.428	124.487	120.592	139.549	151.814	131.482	131.306	142.529	136.274	
51	T	3.8822	3.4400	4.3192	4.1379	3.8530	4.7551	4.3736	4.0206	32.7816	
	S	149.458	126.057	120.603	137.586	147.937	138.942	134.381	143.635	137.272	
52	T	3.8649	3.4262	4.3118	4.1259	3.8438	4.8061	4.4368	4.0537	32.8692	
	S	150.127	126.565	120.810	137.986	148.291	137.467	132.466	142.462	136.906	
53	T	3.8873	3.4300	4.2939	4.1229	3.8418	4.7710	4.3619	4.0096	32.7184	
	S	149.262	126.425	121.314	138.087	148.368	138.479	134.741	144.029	137.537	
54	T	3.8736	3.4222	4.2509	4.0992	3.8262	4.8000	4.3874	4.0291	32.6886	
	S	149.790	126.713	122.541	138.885	148.973	137.642	133.958	143.332	137.663	
55	T	3.8801	3.4445	4.2552	4.0934	3.8126	4.7927	4.4046	4.0409	32.7240	
	S	149.539	125.892	122.417	139.082	149.504	137.852	133.435	142.914	137.514	
56	T	4.0664									
	S	142.688									

Event: Mazda St. Louis Pro Mazda Oval Challenge  
Track: Gateway Motorsports Park  
Report: Section Data Report  
Session: Race

Round 14  
1.25 mile(s)



Pro Mazda  
August 25, 2018

Section Data for Car 79 - Malukas, David (R)

Lap	T/SF to T1	T1 to SS1	SS1 to T2	T2 to BS	BS to T3	T3 to SS2	SS2 to T4	T4 to SF	Lap	PO to SF	
1	T	4.6163	3.9433	4.5793	4.1869	3.8335	5.0915	4.6218	4.1958	35.0684	52.3675
	S	125.691	109.968	113.753	135.976	148.689	129.762	127.164	137.638	128.321	76.414
2	T	4.0333	3.6943	4.5890	4.3003	3.9184	5.1898	4.6493	4.1317	34.5061	
	S	143.859	117.380	113.513	132.390	145.468	127.304	126.412	139.773	130.412	
3	T	3.9406	3.4739	4.5073	4.2511	3.8563	4.8961	4.5382	4.1032	33.5667	
	S	147.243	124.827	115.570	133.923	147.810	134.940	129.507	140.744	134.061	
4	T	3.9143	3.4694	4.6045	4.3066	3.9162	5.1639	4.5628	4.0591	33.9968	
	S	148.233	124.989	113.130	132.197	145.549	127.942	128.808	142.273	132.365	
5	T	3.9252	3.5613	4.4422	4.1845	3.8269	4.8674	4.5061	4.0880	33.4016	
	S	147.821	121.764	117.264	136.054	148.946	135.736	130.429	141.267	134.724	
6	T	3.9087	3.5543	4.4327	4.1535	3.8029	4.8667	4.4844	4.0691	33.2723	
	S	148.445	122.003	117.515	137.070	149.886	135.756	131.060	141.923	135.248	
7	T	3.8943	3.5193	4.4136	4.1901	3.8318	4.8024	4.4500	4.0557	33.1572	
	S	148.994	123.217	118.024	135.872	148.755	137.573	132.074	142.392	135.717	
8	T	3.9032	3.5731	4.3732	4.1733	3.8472	4.8629	4.4424	4.0462	33.2215	
	S	148.654	121.361	119.114	136.419	148.160	135.862	132.299	142.727	135.454	
9	T	3.8887	3.5675	4.3586	4.1757	3.8494	4.8386	4.4599	4.0679	33.2063	
	S	149.209	121.552	119.513	136.341	148.075	136.544	131.780	141.965	135.516	
10	T	3.8893	3.6337	4.3466	4.1544	3.8452	4.8596	4.4499	4.0886	33.2673	
	S	149.186	119.337	119.843	137.040	148.237	135.954	132.077	141.246	135.268	
11	T	3.9103	3.5828	4.3304	4.1657	3.8603	4.8381	4.4645	4.0816	33.2337	
	S	148.384	121.033	120.291	136.668	147.657	136.558	131.645	141.489	135.405	
12	T	3.8963	3.5804	4.3322	4.1741	3.8641	4.8401	4.4206	4.0610	33.1688	
	S	148.918	121.114	120.241	136.393	147.512	136.502	132.952	142.206	135.670	
13	T	3.9044	3.6177	4.4003	4.1875	3.8764	4.9386	4.5092	4.1140	33.5481	
	S	148.609	119.865	118.380	135.957	147.044	133.779	130.340	140.374	134.136	
14	T	3.9146	3.5161	4.3290	4.1642	3.8574	4.8354	4.4456	4.0848	33.1471	
	S	148.221	123.329	120.330	136.717	147.768	136.634	132.204	141.378	135.758	
15	T	3.9213	3.6275	4.3299	4.1526	3.8482	4.8128	4.4265	4.0680	33.1868	
	S	147.968	119.541	120.305	137.099	148.121	137.276	132.775	141.962	135.596	
16	T	3.9022	3.4186	4.3593	4.1617	3.8468	4.7525	4.3996	4.0647	32.9054	
	S	148.692	126.846	119.494	136.799	148.175	139.018	133.587	142.077	136.756	
17	T	3.9180	3.5454	4.3420	4.1624	3.8505	4.8258	4.4066	4.0511	33.1018	
	S	148.093	122.310	119.970	136.776	148.033	136.906	133.374	142.554	135.944	
18	T	3.8958	3.5365	4.3657	4.1780	3.8647	4.8236	4.4214	4.0753	33.1610	
	S	148.937	122.617	119.319	136.266	147.489	136.969	132.928	141.707	135.702	
19	T	3.9049	3.5662	4.2773	4.1109	3.8286	4.8288	4.4331	4.0781	33.0279	
	S	148.590	121.596	121.785	138.490	148.879	136.821	132.577	141.610	136.248	



Event: Mazda St. Louis Pro Mazda Oval Challenge  
Track: Gateway Motorsports Park  
Report: Section Data Report  
Session: Race

Round 14  
1.25 mile(s)  
Pro Mazda  
August 25, 2018



Section Data for Car 79 - Malukas, David (R)

Lap	T/SF to T1	T1 to SS1	SS1 to T2	T2 to BS	BS to T3	T3 to SS2	SS2 to T4	T4 to SF	Lap	PO to SF
20	T	3.9148	3.5251	4.2782	4.1149	3.8270	4.8131	4.4213	4.0561	32.9505
	S	148.214	123.014	121.759	138.355	148.942	137.267	132.931	142.378	136.568
21	T	3.8940	3.5746	4.3450	4.1696	3.8567	4.8743	4.4439	4.0681	33.2262
	S	149.005	121.310	119.887	136.540	147.795	135.544	132.255	141.958	135.435
22	T	3.8906	3.5825	4.3256	4.1392	3.8391	4.8435	4.4474	4.0759	33.1438
	S	149.136	121.043	120.425	137.543	148.472	136.406	132.151	141.686	135.772
23	T	3.8940	3.6048	4.3901	4.1752	3.8601	4.9125	4.4372	4.0793	33.3532
	S	149.005	120.294	118.655	136.357	147.665	134.490	132.455	141.568	134.920
24	T	3.8996	3.5620	4.2792	4.1156	3.8333	4.8788	4.4616	4.0893	33.1194
	S	148.791	121.740	121.730	138.332	148.697	135.419	131.730	141.222	135.872
25	T	3.8992	3.5234	4.2892	4.1280	3.8445	4.8414	4.4168	4.0604	33.0029
	S	148.807	123.073	121.447	137.916	148.264	136.465	133.066	142.227	136.352
26	T	3.8968	3.4985	4.2732	4.1161	3.8321	4.8448	4.4255	4.0667	32.9537
	S	148.898	123.949	121.901	138.315	148.744	136.369	132.805	142.007	136.555
27	T	3.8980	3.5127	4.2986	4.1449	3.8333	4.8368	4.4145	4.0714	33.0102
	S	148.853	123.448	121.181	137.354	148.697	136.595	133.136	141.843	136.322
28	T	3.8922	3.4946	4.3005	4.1406	3.8382	4.7977	4.3880	4.0416	32.8934
	S	149.074	124.088	121.128	137.497	148.507	137.708	133.940	142.889	136.806
29	T	3.8821	3.4630	4.2891	4.1224	3.8331	4.8152	4.4315	4.0760	32.9124
	S	149.462	125.220	121.450	138.104	148.705	137.208	132.625	141.683	136.727
30	T	3.9104	3.4648	4.2684	4.1120	3.8181	4.8167	4.4101	4.0666	32.8671
	S	148.381	125.155	122.038	138.453	149.289	137.165	133.268	142.011	136.915
31	T	3.9129	3.4746	4.3104	4.1357	3.8415	4.7773	4.3796	4.0430	32.8750
	S	148.286	124.802	120.849	137.659	148.380	138.296	134.197	142.839	136.882
32	T	3.8896	3.4749	4.3117	4.1487	3.8432	4.7710	4.3907	4.0443	32.8741
	S	149.174	124.791	120.813	137.228	148.314	138.479	133.857	142.794	136.886
33	T	3.8727	3.4458	4.2466	4.0897	3.8147	4.8016	4.3895	4.0361	32.6967
	S	149.825	125.845	122.665	139.208	149.422	137.596	133.894	143.084	137.629
34	T	3.8722	3.4601	4.2635	4.1142	3.8214	4.7684	4.3553	4.0094	32.6645
	S	149.844	125.325	122.179	138.379	149.160	138.554	134.945	144.037	137.764
35	T	3.8527	3.4307	4.2714	4.1089	3.8187	4.8594	4.4238	4.0548	32.8204
	S	150.603	126.399	121.953	138.557	149.265	135.960	132.856	142.424	137.110
36	T	3.8760	3.5906	4.3903	4.0904	3.8983	4.9473	4.4732	4.0346	33.3007
	S	149.697	120.770	118.650	139.184	146.218	133.544	131.389	143.137	135.132
37	T	3.8506	3.5574	4.3836	4.1641	3.8367	4.8575	4.4231	4.0344	33.1074
	S	150.685	121.897	118.831	136.721	148.565	136.013	132.877	143.144	135.921
38	T	3.8443	3.5089	4.3436	4.1491	3.8420	4.8043	4.3597	4.0119	32.8638
	S	150.932	123.582	119.926	137.215	148.360	137.519	134.809	143.947	136.929

Event: Mazda St. Louis Pro Mazda Oval Challenge  
Track: Gateway Motorsports Park  
Report: Section Data Report  
Session: Race

Round 14  
1.25 mile(s)



Pro Mazda  
August 25, 2018

Section Data for Car 79 - Malukas, David (R)

Lap	T/SF to T1	T1 to SS1	SS1 to T2	T2 to BS	BS to T3	T3 to SS2	SS2 to T4	T4 to SF	Lap	PO to SF
39	T	3.8416	3.4820	4.3144	4.1056	3.7927	4.9612	4.4762	4.0108	32.9845
	S	151.038	124.537	120.737	138.669	150.289	133.170	131.300	143.986	136.428
40	T	3.8402	3.6058	4.4564	4.1933	3.8325	4.8983	4.4413	4.0486	33.3164
	S	151.093	120.261	116.890	135.769	148.728	134.880	132.332	142.642	135.069
41	T	3.8522	3.4725	4.3251	4.1263	3.8105	4.8250	4.4186	4.0356	32.8658
	S	150.622	124.877	120.439	137.973	149.587	136.929	133.012	143.101	136.920
42	T	3.8471	3.4593	4.3214	4.1141	3.7906	4.9300	4.4376	4.0406	32.9407
	S	150.822	125.354	120.542	138.382	150.372	134.013	132.443	142.924	136.609
43	T	3.8382	3.5721	4.4683	4.1698	3.8324	4.9620	4.4598	4.0555	33.3581
	S	151.172	121.395	116.579	136.534	148.732	133.148	131.783	142.399	134.900
44	T	3.8663	3.5284	4.3860	4.1494	3.8304	4.9222	4.4580	4.0463	33.1870
	S	150.073	122.899	118.766	137.205	148.810	134.225	131.837	142.723	135.595
45	T	3.8576	3.5625	4.3973	4.1333	3.8120	4.8945	4.4349	3.9976	33.0897
	S	150.411	121.722	118.461	137.739	149.528	134.985	132.523	144.462	135.994
46	T	3.8461	3.6131	4.4584	4.1381	3.8118	4.9408	4.4672	4.0191	33.2946
	S	150.861	120.018	116.838	137.580	149.536	133.720	131.565	143.689	135.157
47	T	3.8157	3.5210	4.3406	4.1182	3.8007	4.9358	4.4901	4.0479	33.0700
	S	152.063	123.157	120.009	138.244	149.972	133.855	130.894	142.667	136.075
48	T	3.8314	3.5002	4.3564	4.1114	3.7986	4.9602	4.5086	4.0658	33.1326
	S	151.440	123.889	119.573	138.473	150.055	133.197	130.357	142.038	135.818
49	T	3.8532	3.4710	4.3310	4.1105	3.8042	4.8607	4.4015	4.0130	32.8451
	S	150.583	124.931	120.275	138.503	149.834	135.923	133.529	143.907	137.007
50	T	3.8192	3.6302	4.4179	4.1366	3.8125	4.9039	4.4856	4.0401	33.2460
	S	151.924	119.452	117.909	137.629	149.508	134.726	131.025	142.942	135.355
51	T	3.8274	3.5355	4.4154	4.1546	3.8280	4.8810	4.4612	4.0477	33.1508
	S	151.598	122.652	117.976	137.033	148.903	135.358	131.742	142.674	135.743
52	T	3.8436	3.4793	4.3652	4.1363	3.8249	5.1750	4.6181	4.1037	33.5461
	S	150.959	124.633	119.332	137.639	149.024	127.668	127.266	140.727	134.144
53	T	3.8633	3.4463	4.4454	4.2100	3.8514	4.8487	4.3947	4.0000	33.0598
	S	150.190	125.827	117.179	135.230	147.998	136.260	133.735	144.375	136.117
54	T	3.8358	3.5356	4.3702	4.1398	3.8239	4.9397	4.4560	4.0347	33.1357
	S	151.266	122.649	119.196	137.523	149.062	133.749	131.896	143.133	135.805
55	T	4.3446	4.2790	5.5800	6.1421	6.9704				
	S	133.551	101.341	93.353	92.691	81.774				

Event: Mazda St. Louis Pro Mazda Oval Challenge  
Track: Gateway Motorsports Park  
Report: Section Data Report  
Session: Race

Round 14  
1.25 mile(s)



Pro Mazda  
August 25, 2018

Section Data for Car 8 - Lastochkin, Nikita

Lap	T/SF to T1	T1 to SS1	SS1 to T2	T2 to BS	BS to T3	T3 to SS2	SS2 to T4	T4 to SF	Lap	PO to SF	
1	T	4.5748	4.1948	4.7675	4.2480	3.8212	5.4297	4.6773	4.0635	35.7768	51.2612
	S	126.831	103.375	109.263	134.020	149.168	121.679	125.655	142.119	125.780	78.063
2	T	3.9411	4.0575	4.6101	4.1968	3.7928	5.3554	4.6207	4.0784	34.6528	
	S	147.225	106.873	112.993	135.655	150.285	123.367	127.194	141.600	129.860	
3	T	3.8633	3.8741	4.7788	4.2202	3.8219	5.2089	4.5590	4.1034	34.4296	
	S	150.190	111.932	109.004	134.903	149.140	126.837	128.916	140.737	130.701	
4	T	3.9272	3.6478	4.4808	4.1972	3.8297	5.2223	4.5763	4.1151	33.9964	
	S	147.746	118.876	116.254	135.642	148.837	126.512	128.428	140.337	132.367	
5	T	3.9447	3.6767	4.4469	4.2028	3.8602	5.2761	4.5518	4.1203	34.0795	
	S	147.090	117.942	117.140	135.462	147.661	125.222	129.120	140.160	132.044	
6	T	3.9607	3.6984	4.4632	4.1821	3.8478	5.1920	4.5859	4.1349	34.0650	
	S	146.496	117.250	116.712	136.132	148.137	127.250	128.160	139.665	132.100	
7	T	3.9717	3.7212	4.5090	4.2339	3.8820	5.2287	4.5979	4.1465	34.2909	
	S	146.090	116.531	115.527	134.467	146.832	126.357	127.825	139.274	131.230	
8	T	3.9786	3.6697	4.4152	4.1940	3.8694	5.1453	4.5189	4.0983	33.8894	
	S	145.837	118.167	117.981	135.746	147.310	128.405	130.060	140.912	132.785	
9	T	3.9306	3.6369	4.3816	4.1669	3.8611	5.1107	4.4536	4.0691	33.6105	
	S	147.618	119.232	118.886	136.629	147.626	129.274	131.967	141.923	133.887	
10	T	3.8938	3.5855	4.5192	4.2136	3.8857	5.1622	4.5554	4.1144	33.9298	
	S	149.013	120.942	115.266	135.114	146.692	127.985	129.018	140.361	132.627	
11	T	3.9351	3.6254	4.4227	4.1966	3.8846	5.0846	4.5317	4.1096	33.7903	
	S	147.449	119.611	117.781	135.662	146.733	129.938	129.692	140.525	133.174	
12	T	3.9184	3.5857	4.4123	4.1783	3.8773	5.1274	4.5479	4.1156	33.7629	
	S	148.078	120.935	118.058	136.256	147.010	128.853	129.230	140.320	133.282	
13	T	3.9277	3.6210	4.4200	4.1822	3.8693	5.1338	4.5855	4.1269	33.8664	
	S	147.727	119.756	117.853	136.129	147.313	128.693	128.171	139.936	132.875	
14	T	3.9286	3.6200	4.4198	4.1840	3.8737	5.1424	4.5920	4.1262	33.8867	
	S	147.693	119.789	117.858	136.070	147.146	128.477	127.989	139.959	132.795	
15	T	3.9419	3.6032	4.4729	4.2162	3.8847	5.1320	4.5338	4.1102	33.8949	
	S	147.195	120.348	116.459	135.031	146.729	128.738	129.632	140.504	132.763	
16	T	3.9366	3.6643	4.4229	4.2000	3.8832	5.1111	4.5154	4.1044	33.8379	
	S	147.393	118.341	117.775	135.552	146.786	129.264	130.161	140.703	132.987	
17	T	3.9503	3.6580	4.4019	4.1863	3.8659	5.0916	4.5153	4.1019	33.7712	
	S	146.882	118.545	118.337	135.996	147.443	129.759	130.164	140.788	133.250	
18	T	3.9330	3.6269	4.4618	4.2059	3.8720	5.1058	4.5313	4.1103	33.8470	
	S	147.528	119.561	116.749	135.362	147.211	129.398	129.704	140.501	132.951	
19	T	3.9455	3.6376	4.3910	4.1605	3.8507	5.4608	4.8864	4.2691	34.6016	
	S	147.061	119.209	118.631	136.839	148.025	120.986	120.278	135.274	130.052	

Event: Mazda St. Louis Pro Mazda Oval Challenge  
 Track: Gateway Motorsports Park  
 Report: Section Data Report  
 Session: Race

Round 14  
 1.25 mile(s)



Pro Mazda  
 August 25, 2018

Section Data for Car 8 - Lastochkin, Nikita

Lap	T/SF to T1	T1 to SS1	SS1 to T2	T2 to BS	BS to T3	T3 to SS2	SS2 to T4	T4 to SF	Lap	PO to SF
20	T	4.0393	3.7380	4.4593	4.1990	3.8777	5.1540	4.5542	4.1249	34.1464
	S	143.646	116.008	116.814	135.584	146.994	128.188	129.052	140.003	131.785
21	T	3.9566	3.6365	4.4094	4.1860	3.8642	5.0817	4.5096	4.0925	33.7365
	S	146.648	119.246	118.136	136.005	147.508	130.012	130.328	141.112	133.387
22	T	3.9306	3.6563	4.3837	4.1674	3.8478	5.0281	4.4699	4.0805	33.5643
	S	147.618	118.600	118.829	136.612	148.137	131.398	131.486	141.527	134.071
23	T	3.9169	3.6121	4.3376	4.1400	3.8427	5.0322	4.5104	4.0904	33.4823
	S	148.134	120.051	120.092	137.516	148.333	131.291	130.305	141.184	134.399
24	T	3.9249	3.6190	4.4082	4.1670	3.8596	5.1167	4.7802	4.1980	34.0736
	S	147.832	119.822	118.168	136.625	147.684	129.123	122.950	137.566	132.067
25	T	3.9260	3.6996	4.4209	4.1551	3.8505	5.2508	4.7445	4.2071	34.2545
	S	147.791	117.212	117.829	137.017	148.033	125.825	123.875	137.268	131.370
26	T	3.9496	3.6547	4.5187	4.2193	3.8675	5.1029	4.5245	4.0950	33.9322
	S	146.908	118.652	115.279	134.932	147.382	129.472	129.899	141.026	132.617
27	T	3.9202	3.6673	4.4824	4.2074	3.8764	5.1455	4.5492	4.0937	33.9421
	S	148.010	118.244	116.212	135.314	147.044	128.400	129.194	141.070	132.579
28	T	3.9310	3.6514	4.3751	4.1704	3.8515	5.0841	4.4768	4.0829	33.6232
	S	147.603	118.759	119.062	136.514	147.994	129.951	131.283	141.444	133.836
29	T	3.9471	3.6569	4.4103	4.1860	3.8685	5.1270	4.5158	4.1035	33.8151
	S	147.001	118.580	118.112	136.005	147.344	128.863	130.149	140.734	133.077
30	T	3.9621	3.6667	4.4031	4.1631	3.8645	5.1284	4.5637	4.1326	33.8842
	S	146.444	118.263	118.305	136.753	147.496	128.828	128.783	139.743	132.805
31	T	4.0353	3.8069	4.4794	4.1865	3.8346	5.0782	4.5184	4.0800	34.0193
	S	143.788	113.908	116.290	135.989	148.647	130.102	130.074	141.544	132.278
32	T	3.9057	3.7538	4.8552	4.2769	3.9100	5.4407	4.5982	4.1072	34.8477
	S	148.559	115.519	107.289	133.115	145.780	121.433	127.817	140.607	129.133
33	T	3.9139	3.6417	4.4443	4.1967	3.8692	5.1239	4.5063	4.0806	33.7766
	S	148.248	119.075	117.208	135.659	147.317	128.941	130.423	141.523	133.228
34	T	3.9317	3.6120	4.4141	4.1950	3.8808	5.1231	4.5389	4.0909	33.7865
	S	147.577	120.054	118.010	135.714	146.877	128.961	129.487	141.167	133.189
35	T	3.9444	3.6428	4.4046	4.1863	3.8629	5.1327	4.6836	4.4190	34.2763
	S	147.102	119.039	118.265	135.996	147.558	128.720	125.486	130.686	131.286
36	T	4.0724	3.6093	4.4246	4.2003	3.8705	5.0246	4.5057	4.0753	33.7827
	S	142.478	120.144	117.730	135.542	147.268	131.489	130.441	141.707	133.204
37	T	3.8908	3.5496	4.3495	4.1609	3.8577	5.0604	4.5495	4.1060	33.5244
	S	149.128	122.165	119.763	136.826	147.756	130.559	129.185	140.648	134.231
38	T	3.9152	3.5382	4.3660	4.1666	3.8581	5.0456	4.4904	4.0791	33.4592
	S	148.199	122.558	119.310	136.639	147.741	130.942	130.885	141.575	134.492

Event: Mazda St. Louis Pro Mazda Oval Challenge  
Track: Gateway Motorsports Park  
Report: Section Data Report  
Session: Race

Round 14  
1.25 mile(s)  
Pro Mazda  
August 25, 2018



Section Data for Car 8 - Lastochkin, Nikita

Lap	T/SF to T1	T1 to SS1	SS1 to T2	T2 to BS	BS to T3	T3 to SS2	SS2 to T4	T4 to SF	Lap	PO to SF
39	T	3.9110	3.5739	4.3410	4.1529	3.8369	4.9851	4.5550	4.1063	33.4621
	S	148.358	121.334	119.997	137.089	148.557	132.531	129.029	140.638	134.481
40	T	3.9365	3.5822	4.3854	4.1771	3.8583	5.0159	4.5300	4.0990	33.5844
	S	147.397	121.053	118.783	136.295	147.733	131.718	129.741	140.888	133.991
41	T	3.9369	3.6140	4.3804	4.1782	3.8595	5.0570	4.5315	4.1083	33.6658
	S	147.382	119.988	118.918	136.259	147.688	130.647	129.698	140.569	133.667
42	T	3.9577	4.3281	5.1743	4.3449	3.9431	5.0857	4.5005	4.0688	35.4031
	S	146.607	100.191	100.672	131.031	144.556	129.910	130.592	141.934	127.108
43	T	3.8996	3.5323	4.3900	4.1710	3.8643	5.0875	4.5899	4.1188	33.6534
	S	148.791	122.763	118.658	136.494	147.504	129.864	128.048	140.211	133.716
44	T	3.9309	3.6234	4.4014	4.1654	3.8475	5.0129	4.5079	4.0832	33.5726
	S	147.607	119.677	118.351	136.678	148.148	131.796	130.377	141.433	134.038
45	T	3.9045	3.5962	4.4026	4.1360	3.8463	5.0199	4.4780	4.0553	33.4388
	S	148.605	120.582	118.319	137.649	148.194	131.613	131.248	142.406	134.574
46	T	3.8782	3.5211	4.3657	4.1671	3.8671	5.1322	4.5254	4.0963	33.5531
	S	149.613	123.154	119.319	136.622	147.397	128.733	129.873	140.981	134.116
47	T	3.9156	3.6388	4.5387	4.2834	3.8603	5.0548	4.5776	4.0765	33.9457
	S	148.183	119.170	114.771	132.913	147.657	130.704	128.392	141.666	132.565
48	T	3.8687	3.5292	4.3654	4.1487	3.8455	5.0613	4.4767	4.0608	33.3563
	S	149.980	122.871	119.327	137.228	148.225	130.536	131.286	142.213	134.907
49	T	3.8931	3.5883	4.4061	4.1664	3.8632	5.0207	4.4794	4.0568	33.4740
	S	149.040	120.847	118.225	136.645	147.546	131.592	131.207	142.354	134.433
50	T	3.8822	3.5847	4.4368	4.1900	3.8766	5.0125	4.4742	4.0714	33.5284
	S	149.458	120.969	117.406	135.875	147.036	131.807	131.359	141.843	134.215
51	T	3.9188	3.5661	4.4166	4.1858	3.8806	5.0292	4.4876	4.0713	33.5560
	S	148.062	121.600	117.943	136.012	146.885	131.369	130.967	141.847	134.104
52	T	3.8989	3.5629	4.3519	4.1593	3.8576	5.1050	4.4841	4.0676	33.4873
	S	148.818	121.709	119.697	136.878	147.760	129.419	131.069	141.976	134.379
53	T	3.9242	3.6089	4.3625	4.1474	3.8540	5.0619	4.4753	4.0629	33.4971
	S	147.859	120.157	119.406	137.271	147.898	130.521	131.327	142.140	134.340
54	T	4.3001	4.4331	5.0996	5.8649					
	S	134.933	97.818	102.147	97.072					

Event: Mazda St. Louis Pro Mazda Oval Challenge  
Track: Gateway Motorsports Park  
Report: Section Data Report  
Session: Race

Round 14  
1.25 mile(s)



Pro Mazda  
August 25, 2018

Section Data for Car 82 - Robb, Sting Ray

Lap	T/SF to T1	T1 to SS1	SS1 to T2	T2 to BS	BS to T3	T3 to SS2	SS2 to T4	T4 to SF	Lap	PO to SF	
1	T	4.6113	4.0461	4.7340	4.2985	3.8654	5.1789	4.6828	4.2436	35.6606	52.3203
	S	125.827	107.174	110.036	132.446	147.462	127.572	125.508	136.087	126.190	76.483
2	T	4.1676	3.8500	4.6277	4.2652	3.8387	5.0603	4.6649	4.1395	34.6139	
	S	139.223	112.633	112.563	133.480	148.488	130.562	125.989	139.510	130.006	
3	T	3.9495	3.6162	4.6074	4.2486	3.8555	5.0234	4.6218	4.1593	34.0817	
	S	146.912	119.915	113.059	134.001	147.841	131.521	127.164	138.845	132.036	
4	T	3.9640	3.5061	4.4944	4.2109	3.8373	4.9175	4.5449	4.0915	33.5666	
	S	146.374	123.681	115.902	135.201	148.542	134.353	129.316	141.146	134.062	
5	T	3.9324	3.5233	4.4966	4.2093	3.8403	4.9219	4.5518	4.1053	33.5809	
	S	147.550	123.077	115.845	135.252	148.426	134.233	129.120	140.672	134.005	
6	T	3.9217	3.4901	4.4922	4.2135	3.8352	4.9068	4.5995	4.1268	33.5858	
	S	147.953	124.248	115.959	135.118	148.623	134.646	127.781	139.939	133.985	
7	T	3.9328	3.5398	4.5670	4.2637	3.8641	5.0065	4.6070	4.1329	33.9138	
	S	147.535	122.503	114.059	133.527	147.512	131.965	127.573	139.732	132.689	
8	T	3.9346	3.5200	4.4975	4.2521	3.8907	4.8819	4.5332	4.0860	33.5960	
	S	147.468	123.192	115.822	133.891	146.503	135.333	129.650	141.336	133.945	
9	T	3.9031	3.4737	4.5096	4.2487	3.8805	4.9001	4.5390	4.0955	33.5502	
	S	148.658	124.834	115.511	133.998	146.888	134.830	129.484	141.008	134.127	
10	T	3.9003	3.5109	4.4546	4.2131	3.8710	4.9297	4.5850	4.1367	33.6013	
	S	148.765	123.511	116.937	135.130	147.249	134.021	128.185	139.604	133.923	
11	T	3.9311	3.4850	4.4333	4.2238	3.8887	4.9122	4.5782	4.1321	33.5844	
	S	147.599	124.429	117.499	134.788	146.579	134.498	128.375	139.759	133.991	
12	T	3.9329	3.4908	4.4846	4.2442	3.9046	4.8949	4.4747	4.0877	33.5144	
	S	147.532	124.223	116.155	134.140	145.982	134.974	131.345	141.277	134.271	
13	T	3.9159	3.4902	4.5009	4.2449	3.9144	4.8694	4.4970	4.0945	33.5272	
	S	148.172	124.244	115.734	134.118	145.616	135.680	130.693	141.043	134.219	
14	T	3.9331	3.5465	4.4379	4.2233	3.9009	4.8254	4.5176	4.1132	33.4979	
	S	147.524	122.272	117.377	134.804	146.120	136.918	130.097	140.402	134.337	
15	T	3.9431	3.5037	4.4662	4.2452	3.9028	4.8133	4.4969	4.1067	33.4779	
	S	147.150	123.765	116.634	134.109	146.049	137.262	130.696	140.624	134.417	
16	T	3.9308	3.5070	4.4786	4.2450	3.9058	4.8542	4.4469	4.0888	33.4571	
	S	147.610	123.649	116.311	134.115	145.937	136.105	132.166	141.239	134.501	
17	T	3.9286	3.4814	4.4631	4.2482	3.9088	4.8195	4.5044	4.1085	33.4625	
	S	147.693	124.558	116.715	134.014	145.825	137.085	130.478	140.562	134.479	
18	T	3.9490	3.4585	4.4129	4.2177	3.8904	4.9412	4.5195	4.1274	33.5166	
	S	146.930	125.383	118.042	134.983	146.514	133.709	130.043	139.919	134.262	
19	T	3.9586	3.5538	4.4002	4.1806	3.8765	4.9732	4.5132	4.1244	33.5805	
	S	146.574	122.020	118.383	136.181	147.040	132.848	130.224	140.020	134.006	

**Event:** Mazda St. Louis Pro Mazda Oval Challenge  
**Track:** Gateway Motorsports Park  
**Report:** Section Data Report  
**Session:** Race

**Round 14**  
**1.25 mile(s)**



**Pro Mazda**  
**August 25, 2018**

**Section Data for Car 82 - Robb, Sting Ray**

Lap	T/SF to T1	T1 to SS1	SS1 to T2	T2 to BS	BS to T3	T3 to SS2	SS2 to T4	T4 to SF	Lap	PO to SF
20	T	3.9666	3.5512	4.4238	4.2105	3.8863	4.9266	4.4965	4.1113	33.5728
	S	146.278	122.110	117.752	135.214	146.669	134.105	130.708	140.467	134.037
21	T	3.9482	3.5307	4.4023	4.2064	3.8860	4.8899	4.4984	4.1017	33.4636
	S	146.960	122.819	118.327	135.346	146.680	135.112	130.653	140.795	134.474
22	T	3.9382	3.4849	4.3556	4.1781	3.8702	4.8635	4.4936	4.1132	33.2973
	S	147.333	124.433	119.595	136.262	147.279	135.845	130.792	140.402	135.146
23	T	3.9423	3.4359	4.3658	4.1971	3.8837	4.9315	4.5122	4.1145	33.3830
	S	147.180	126.208	119.316	135.646	146.767	133.972	130.253	140.357	134.799
24	T	3.9385	3.4988	4.3938	4.1829	3.8764	4.7951	4.4969	4.1092	33.2916
	S	147.322	123.939	118.555	136.106	147.044	137.783	130.696	140.538	135.169
25	T	3.9468	3.4771	4.3437	4.1725	3.8783	4.7860	4.4299	4.0686	33.1029
	S	147.012	124.712	119.923	136.445	146.972	138.045	132.673	141.941	135.940
26	T	3.9456	3.5403	4.3810	4.1985	3.8721	4.7686	4.4420	4.0727	33.2208
	S	147.057	122.486	118.902	135.600	147.207	138.548	132.311	141.798	135.457
27	T	3.9261	3.5290	4.4052	4.1973	3.8706	4.9411	4.5033	4.1145	33.4871
	S	147.787	122.878	118.249	135.639	147.264	133.711	130.510	140.357	134.380
28	T	3.9615	3.4945	4.3112	4.1635	3.8711	4.8758	4.4847	4.1127	33.2750
	S	146.467	124.091	120.827	136.740	147.245	135.502	131.052	140.419	135.237
29	T	3.9624	3.4811	4.3371	4.1704	3.8661	4.8626	4.4813	4.1061	33.2671
	S	146.433	124.569	120.105	136.514	147.435	135.870	131.151	140.644	135.269
30	T	3.9805	3.5057	4.3594	4.1789	3.8719	4.8504	4.4467	4.1060	33.2995
	S	145.767	123.695	119.491	136.236	147.215	136.212	132.172	140.648	135.137
31	T	3.9668	3.4595	4.3438	4.1850	3.8772	4.7660	4.4654	4.1019	33.1656
	S	146.271	125.347	119.920	136.038	147.013	138.624	131.618	140.788	135.683
32	T	3.9713	3.4714	4.3832	4.2025	3.8907	4.8345	4.4340	4.0836	33.2712
	S	146.105	124.917	118.842	135.471	146.503	136.660	132.550	141.419	135.252
33	T	3.9368	3.4379	4.3624	4.1850	3.8802	4.7611	4.5089	4.1115	33.1838
	S	147.386	126.134	119.409	136.038	146.900	138.767	130.348	140.460	135.608
34	T	3.9724	3.4910	4.3696	4.2011	3.8829	4.7984	4.4319	4.0870	33.2343
	S	146.065	124.216	119.212	135.516	146.797	137.688	132.613	141.302	135.402
35	T	3.9410	3.4732	4.3209	4.1623	3.8569	4.8978	4.4805	4.1104	33.2430
	S	147.228	124.852	120.556	136.780	147.787	134.894	131.174	140.497	135.367
36	T	3.9741	3.6313	4.4188	4.1970	3.8736	4.8543	4.4719	4.0810	33.5020
	S	146.002	119.416	117.885	135.649	147.150	136.102	131.427	141.509	134.320
37	T	3.9167	3.5018	4.4525	4.2365	3.9142	4.8981	4.4723	4.0933	33.4854
	S	148.142	123.832	116.992	134.384	145.624	134.885	131.415	141.084	134.387
38	T	3.9336	3.4576	4.3370	4.1929	3.8930	4.8187	4.4870	4.1016	33.2214
	S	147.505	125.415	120.108	135.781	146.417	137.108	130.984	140.799	135.455



Event: Mazda St. Louis Pro Mazda Oval Challenge  
Track: Gateway Motorsports Park  
Report: Section Data Report  
Session: Race

Round 14  
1.25 mile(s)



Pro Mazda  
August 25, 2018

Section Data for Car 82 - Robb, Sting Ray

Lap	T/SF to T1	T1 to SS1	SS1 to T2	T2 to BS	BS to T3	T3 to SS2	SS2 to T4	T4 to SF	Lap	PO to SF
39	T	3.9450	3.4915	4.3718	4.2171	3.8980	5.1801	4.5149	4.0762	33.6946
	S	147.079	124.198	119.152	135.002	146.229	127.542	130.175	141.676	133.553
40	T	3.9018	3.4639	4.4065	4.2212	3.8850	4.8359	4.4263	4.0584	33.1990
	S	148.708	125.187	118.214	134.871	146.718	136.620	132.781	142.297	135.546
41	T	3.8822	3.4166	4.4006	4.2005	3.8777	4.8719	4.6453	4.1478	33.4426
	S	149.458	126.920	118.372	135.536	146.994	135.611	126.521	139.230	134.559
42	T	3.9530	3.5038	4.3574	4.1956	3.8916	4.8046	4.4417	4.0705	33.2182
	S	146.782	123.762	119.546	135.694	146.469	137.510	132.320	141.874	135.468
43	T	3.9118	3.4428	4.3209	4.1785	3.8825	4.7971	4.4333	4.0680	33.0349
	S	148.327	125.955	120.556	136.249	146.813	137.725	132.571	141.962	136.220
44	T	3.9304	3.5089	4.4357	4.2327	3.9139	4.8161	4.4453	4.0738	33.3568
	S	147.626	123.582	117.436	134.505	145.635	137.182	132.213	141.760	134.905
45	T	3.9295	3.5289	4.3887	4.2053	3.9029	4.8396	4.4278	4.0641	33.2868
	S	147.659	122.881	118.693	135.381	146.045	136.516	132.736	142.098	135.189
46	T	3.9188	3.4877	4.3632	4.1878	3.8858	4.7846	4.4235	4.0558	33.1072
	S	148.062	124.333	119.387	135.947	146.688	138.085	132.865	142.389	135.922
47	T	3.9183	3.4389	4.3420	4.1890	3.8828	4.7638	4.4465	4.0684	33.0497
	S	148.081	126.097	119.970	135.908	146.801	138.688	132.178	141.948	136.159
48	T	3.9206	3.4714	4.3625	4.1784	3.8758	4.7623	4.3882	4.0325	32.9917
	S	147.995	124.917	119.406	136.253	147.066	138.732	133.934	143.211	136.398
49	T	3.8961	3.3856	4.2985	4.1331	3.8498	4.7654	4.4734	4.0719	32.8738
	S	148.925	128.083	121.184	137.746	148.060	138.641	131.383	141.826	136.887
50	T	3.9288	3.4673	4.3449	4.1843	3.8919	4.7568	4.4108	4.0439	33.0287
	S	147.686	125.065	119.890	136.061	146.458	138.892	133.247	142.808	136.245
51	T	3.8943	3.4068	4.3263	4.1813	3.8839	4.7407	4.4014	4.0531	32.8878
	S	148.994	127.286	120.405	136.158	146.760	139.364	133.532	142.484	136.829
52	T	3.9159	3.4393	4.3701	4.2107	3.9005	4.8129	4.4648	4.0780	33.1922
	S	148.172	126.083	119.198	135.207	146.135	137.273	131.636	141.614	135.574
53	T	3.9310	3.4662	4.4181	4.2373	3.9075	4.7923	4.4413	4.0595	33.2532
	S	147.603	125.104	117.903	134.359	145.873	137.863	132.332	142.259	135.325
54	T	3.9367	3.4919	4.3529	4.1768	3.8789	4.7753	4.4208	4.0556	33.0889
	S	147.389	124.183	119.669	136.305	146.949	138.354	132.946	142.396	135.997
55	T	4.2674	4.1292	5.1032						
	S	135.967	105.017	102.075						



**Event:** Mazda St. Louis Pro Mazda Oval Challenge  
**Track:** Gateway Motorsports Park  
**Report:** Section Data Report  
**Session:** Race

**Round 14**  
**1.25 mile(s)**  
**Pro Mazda**  
**August 25, 2018**



**Section Data for Car 83 - Finelli, Charles**

Lap	T/SF to T1	T1 to SS1	SS1 to T2	T2 to BS	BS to T3	T3 to SS2	SS2 to T4	T4 to SF	Lap	PO to SF	
1	T	4.7737	4.2519	4.7444	4.2883	3.9505	5.2219	4.6166	4.0655	35.9128	53.0565
	S	121.547	101.986	109.795	132.761	144.286	126.521	127.307	142.049	125.304	75.421
2	T	3.8961	3.8508	4.5364	4.2070	3.8159	5.2774	4.6377	4.1247	34.3460	
	S	148.925	112.609	114.829	135.326	149.375	125.191	126.728	140.010	131.020	
3	T	3.9366	3.5725	4.5945	4.2182	3.8408	5.2479	4.5957	4.0928	34.0990	
	S	147.393	121.382	113.377	134.967	148.407	125.895	127.886	141.101	131.969	
4	T	3.9030	3.4747	4.5230	4.1794	3.8740	5.0148	4.6131	4.0745	33.6565	
	S	148.662	124.798	115.169	136.220	147.135	131.746	127.404	141.735	133.704	
5	T	3.9023	3.4126	4.6739	4.2462	3.8772	5.0408	4.5561	4.0978	33.8069	
	S	148.689	127.069	111.451	134.077	147.013	131.067	128.998	140.929	133.109	
6	T	3.9523	3.4788	4.4742	4.2209	3.8663	4.9506	4.5522	4.1135	33.6088	
	S	146.807	124.651	116.425	134.881	147.428	133.455	129.108	140.391	133.894	
7	T	3.9573	3.4905	4.5766	4.3547	3.9519	5.0211	4.4837	4.0848	33.9206	
	S	146.622	124.233	113.820	130.736	144.234	131.581	131.081	141.378	132.663	
8	T	3.9088	3.3801	4.5741	4.3147	3.9496	5.0853	4.5534	4.1204	33.8864	
	S	148.441	128.291	113.882	131.948	144.318	129.920	129.074	140.156	132.797	
9	T	3.9812	3.5395	4.4040	4.2425	3.9133	5.0167	4.5470	4.1498	33.7940	
	S	145.742	122.513	118.281	134.194	145.657	131.696	129.256	139.163	133.160	
10	T	3.9781	3.5050	4.5036	4.2815	3.9482	4.9899	4.4652	4.1089	33.7804	
	S	145.855	123.719	115.665	132.972	144.370	132.404	131.624	140.549	133.213	
11	T	3.9636	3.4802	4.4826	4.3553	4.0105	5.0524	4.4667	4.1222	33.9335	
	S	146.389	124.601	116.207	130.718	142.127	130.766	131.580	140.095	132.612	
12	T	3.9570	3.4425	4.4474	4.2592	3.9463	5.0706	4.5388	4.1484	33.8102	
	S	146.633	125.966	117.127	133.668	144.439	130.297	129.490	139.210	133.096	
13	T	3.9948	3.5746	4.3849	4.2082	3.9156	4.9066	4.4529	4.1060	33.5436	
	S	145.246	121.310	118.796	135.288	145.572	134.652	131.988	140.648	134.154	
14	T	3.9605	3.6126	4.3862	4.2206	3.9215	4.9505	4.4385	4.0970	33.5874	
	S	146.504	120.034	118.761	134.890	145.353	133.458	132.416	140.957	133.979	
15	T	3.9753	3.6180	4.3876	4.2358	3.9223	4.9769	4.4370	4.1021	33.6550	
	S	145.958	119.855	118.723	134.406	145.323	132.750	132.461	140.782	133.710	
16	T	3.9609	3.5403	4.4309	4.2422	3.9285	4.9716	4.4107	4.0913	33.5764	
	S	146.489	122.486	117.563	134.204	145.094	132.891	133.250	141.153	134.023	
17	T	3.9614	3.4760	4.4295	4.2431	3.9232	4.9427	4.5106	4.1392	33.6257	
	S	146.470	124.752	117.600	134.175	145.290	133.668	130.299	139.520	133.826	
18	T	3.9819	3.4440	4.3400	4.2033	3.9078	4.9541	4.4490	4.1173	33.3974	
	S	145.716	125.911	120.025	135.446	145.862	133.361	132.103	140.262	134.741	
19	T	4.0070	3.5340	4.4175	4.2115	3.9612	5.0662	4.4747	4.1280	33.8001	
	S	144.803	122.704	117.919	135.182	143.896	130.410	131.345	139.898	133.136	

Event: Mazda St. Louis Pro Mazda Oval Challenge  
Track: Gateway Motorsports Park  
Report: Section Data Report  
Session: Race

Round 14  
1.25 mile(s)  
Pro Mazda  
August 25, 2018



Section Data for Car 83 - Finelli, Charles

Lap	T/SF to T1	T1 to SS1	SS1 to T2	T2 to BS	BS to T3	T3 to SS2	SS2 to T4	T4 to SF	Lap	PO to SF
20	T	3.9929	3.5093	4.3733	4.2050	3.9165	4.9533	4.4718	4.1192	33.5413
	S	145.315	123.568	119.111	135.391	145.538	133.382	131.430	140.197	134.163
21	T	3.9705	3.4464	4.4291	4.2363	3.9334	4.9809	4.4243	4.0916	33.5125
	S	146.135	125.823	117.611	134.390	144.913	132.643	132.841	141.143	134.278
22	T	3.9413	3.4238	4.4200	4.2250	3.9191	4.8845	4.3921	4.0786	33.2844
	S	147.217	126.654	117.853	134.750	145.442	135.261	133.815	141.593	135.198
23	T	3.9364	3.4403	4.3893	4.2122	3.9225	5.0222	4.5656	4.1801	33.6686
	S	147.400	126.046	118.677	135.159	145.315	131.552	128.729	138.155	133.656
24	T	3.9891	3.4656	4.4430	4.2151	3.9285	4.9932	4.4617	4.1174	33.6136
	S	145.453	125.126	117.243	135.066	145.094	132.316	131.727	140.258	133.874
25	T	3.9808	3.5254	4.4279	4.2170	3.9167	4.8737	4.4378	4.0997	33.4790
	S	145.756	123.003	117.642	135.005	145.531	135.561	132.437	140.864	134.413
26	T	3.9849	3.5291	4.3621	4.1952	3.9089	4.9346	4.4956	4.1368	33.5472
	S	145.606	122.874	119.417	135.707	145.821	133.888	130.734	139.601	134.139
27	T	4.0030	3.5302	4.3538	4.2013	3.9065	4.9465	4.3923	4.0901	33.4237
	S	144.948	122.836	119.645	135.510	145.911	133.566	133.809	141.195	134.635
28	T	3.9748	3.5173	4.3358	4.2136	3.9267	4.9861	4.4461	4.1199	33.5203
	S	145.976	123.287	120.141	135.114	145.160	132.505	132.189	140.173	134.247
29	T	4.0089	3.5171	4.3452	4.1821	3.9010	4.9077	4.4297	4.1233	33.4150
	S	144.735	123.294	119.881	136.132	146.116	134.621	132.679	140.058	134.670
30	T	4.0490	3.6628	4.3949	4.1797	3.9138	5.0281	4.5218	4.1601	33.9102
	S	143.301	118.389	118.526	136.210	145.639	131.398	129.976	138.819	132.703
31	T	4.0139	3.5940	4.4351	4.2408	3.9523	5.4080	4.6602	4.1682	34.4725
	S	144.554	120.656	117.451	134.248	144.220	122.167	126.116	138.549	130.539
32	T	4.0012	3.5148	4.3826	4.2063	3.9090	4.9368	4.4425	4.1120	33.5052
	S	145.013	123.374	118.858	135.349	145.817	133.828	132.297	140.443	134.308
33	T	3.9800	3.5070	4.3881	4.2071	3.9027	4.9361	4.4421	4.0913	33.4544
	S	145.786	123.649	118.709	135.323	146.053	133.847	132.308	141.153	134.511
34	T	3.9624	3.5013	4.3922	4.1991	3.9055	4.8684	4.4337	4.0823	33.3449
	S	146.433	123.850	118.599	135.581	145.948	135.708	132.559	141.464	134.953
35	T	3.9583	3.4306	4.4147	4.2114	3.9194	4.9997	4.4883	4.1080	33.5304
	S	146.585	126.402	117.994	135.185	145.430	132.144	130.947	140.579	134.207
36	T	3.9716	3.5376	4.4166	4.2228	3.9387	5.1046	4.4635	4.1089	33.7643
	S	146.094	122.579	117.943	134.820	144.718	129.429	131.674	140.549	133.277
37	T	4.0463	3.6602	4.3628	4.1999	3.9396	5.0525	4.4205	4.1032	33.7850
	S	143.397	118.473	119.398	135.555	144.685	130.763	132.955	140.744	133.195
38	T	3.9860	3.5600	4.4236	4.2297	3.9521	5.0487	4.4837	4.1456	33.8294
	S	145.566	121.808	117.757	134.600	144.227	130.862	131.081	139.304	133.020

Event: Mazda St. Louis Pro Mazda Oval Challenge  
Track: Gateway Motorsports Park  
Report: Section Data Report  
Session: Race

Round 14  
1.25 mile(s)  
Pro Mazda  
August 25, 2018



Section Data for Car 83 - Finelli, Charles

Lap	T/SF to T1	T1 to SS1	SS1 to T2	T2 to BS	BS to T3	T3 to SS2	SS2 to T4	T4 to SF	Lap	PO to SF
39	T	4.0698	3.8382	4.5796	4.2064	3.8593	4.9770	4.4708	4.1244	34.1255
	S	142.569	112.979	113.746	135.346	147.695	132.747	131.459	140.020	131.866
40	T	3.9942	3.5570	4.3948	4.2181	3.9347	4.9228	4.4256	4.0968	33.5440
	S	145.267	121.911	118.529	134.970	144.865	134.209	132.802	140.964	134.152
41	T	3.9777	3.5372	4.4112	4.2093	3.9546	5.1928	4.5420	4.1278	33.9526
	S	145.870	122.593	118.088	135.252	144.136	127.230	129.398	139.905	132.538
42	T	3.9669	3.5366	4.3980	4.2134	3.9154	5.0242	4.5146	4.1367	33.7058
	S	146.267	122.614	118.442	135.121	145.579	131.500	130.184	139.604	133.508
43	T	3.9740	3.5041	4.4193	4.2082	3.9379	4.9836	4.4480	4.1027	33.5778
	S	146.006	123.751	117.871	135.288	144.747	132.571	132.133	140.761	134.017
44	T	3.9411	3.4228	4.5212	4.2233	3.9351	5.0480	4.4046	4.0660	33.5621
	S	147.225	126.691	115.215	134.804	144.850	130.880	133.435	142.031	134.080
45	T	3.9616	3.5519	4.3656	4.1651	3.8984	4.9499	4.3746	4.0396	33.3067
	S	146.463	122.086	119.321	136.688	146.214	133.474	134.350	142.960	135.108
46	T	3.9187	3.4679	4.3855	4.1928	3.9286	4.9190	4.3716	4.0482	33.2323
	S	148.066	125.043	118.780	135.785	145.090	134.312	134.442	142.656	135.410
47	T	3.9355	3.4879	4.3605	4.1536	3.8871	4.9458	4.3872	4.0325	33.1901
	S	147.434	124.326	119.461	137.066	146.639	133.584	133.964	143.211	135.583
48	T	3.9084	3.4107	4.4432	4.1898	3.9112	4.9507	4.3744	4.0417	33.2301
	S	148.456	127.140	117.237	135.882	145.735	133.452	134.356	142.885	135.419
49	T	3.9169	3.4088	4.4490	4.1875	3.9997	5.2255	4.4761	4.0336	33.6971
	S	148.134	127.211	117.085	135.957	142.511	126.434	131.303	143.172	133.543
50	T	3.9017	3.4984	4.4556	4.2012	3.9038	5.0139	4.4063	4.0537	33.4346
	S	148.711	123.953	116.911	135.513	146.012	131.770	133.383	142.462	134.591
51	T	3.9037	3.4213	4.4800	4.2082	3.9198	5.0361	4.3608	4.0288	33.3587
	S	148.635	126.746	116.274	135.288	145.416	131.189	134.775	143.343	134.897
52	T	3.9352	3.5037	4.3969	4.2396	4.0185	5.1844	4.4865	4.0821	33.8469
	S	147.445	123.765	118.472	134.286	141.844	127.437	130.999	141.471	132.952
53	T	3.9897	3.5717	4.3666	4.2034	3.9604	5.1783	4.4554	4.1026	33.8281
	S	145.431	121.409	119.294	135.442	143.925	127.587	131.913	140.764	133.026
54	T	4.0827	3.6656	4.4156	4.1980	3.9025	5.0573	4.3823	4.0472	33.7512
	S	142.119	118.299	117.970	135.617	146.060	130.639	134.114	142.691	133.329

Event: Mazda St. Louis Pro Mazda Oval Challenge  
Track: Gateway Motorsports Park  
Report: Section Data Report  
Session: Race

Round 14  
1.25 mile(s)



Pro Mazda  
August 25, 2018

Section Data for Car 9 - Megennis, Robert (R)

Lap	T/SF to T1	T1 to SS1	SS1 to T2	T2 to BS	BS to T3	T3 to SS2	SS2 to T4	T4 to SF	Lap	PO to SF	
1	T	4.5381	3.7683	4.4463	4.1228	3.7557	4.9785	4.5000	4.1107	34.2204	54.0812
	S	127.857	115.075	117.156	138.090	151.769	132.707	130.606	140.487	131.501	73.992
2	T	3.9679	3.4564	4.3587	4.1484	3.8277	4.8674	4.5127	4.1339	33.2731	
	S	146.230	125.459	119.510	137.238	148.914	135.736	130.238	139.699	135.244	
3	T	3.9596	3.4549	4.4047	4.1804	3.8532	4.8375	4.3714	4.0393	33.1010	
	S	146.537	125.513	118.262	136.187	147.929	136.575	134.448	142.970	135.948	
4	T	3.9081	3.4113	4.2912	4.1369	3.8435	4.7415	4.3456	4.0239	32.7020	
	S	148.468	127.118	121.390	137.620	148.302	139.340	135.247	143.517	137.606	
5	T	3.8926	3.3490	4.3579	4.1910	3.8681	4.7485	4.3533	4.0361	32.7965	
	S	149.059	129.482	119.532	135.843	147.359	139.135	135.007	143.084	137.210	
6	T	3.8981	3.3984	4.2851	4.1098	3.8131	4.7163	4.3331	4.0134	32.5673	
	S	148.849	127.600	121.563	138.527	149.485	140.085	135.637	143.893	138.175	
7	T	3.8761	3.3877	4.2794	4.1304	3.8300	4.7540	4.4057	4.0604	32.7237	
	S	149.694	128.003	121.725	137.836	148.825	138.974	133.402	142.227	137.515	
8	T	3.9022	3.3895	4.2249	4.1030	3.8229	4.7782	4.4027	4.0518	32.6752	
	S	148.692	127.935	123.295	138.757	149.101	138.270	133.492	142.529	137.719	
9	T	3.8889	3.3751	4.2396	4.1088	3.8344	4.8246	4.3478	4.0291	32.6483	
	S	149.201	128.481	122.868	138.561	148.654	136.940	135.178	143.332	137.833	
10	T	3.8746	3.3727	4.2627	4.1267	3.8320	4.8191	4.3736	4.0402	32.7016	
	S	149.752	128.572	122.202	137.960	148.747	137.097	134.381	142.938	137.608	
11	T	3.8775	3.3644	4.2791	4.1341	3.8483	4.7664	4.3717	4.0341	32.6756	
	S	149.640	128.890	121.733	137.713	148.117	138.612	134.439	143.155	137.717	
12	T	3.8732	3.3517	4.3562	4.1861	3.8825	4.8420	4.4063	4.0457	32.9437	
	S	149.806	129.378	119.579	136.002	146.813	136.448	133.383	142.744	136.597	
13	T	3.8813	3.3747	4.2759	4.1360	3.8611	4.7647	4.3772	4.0349	32.7058	
	S	149.493	128.496	121.824	137.649	147.626	138.662	134.270	143.126	137.590	
14	T	3.8778	3.3633	4.2917	4.1411	3.8424	4.7405	4.3330	4.0137	32.6035	
	S	149.628	128.932	121.376	137.480	148.345	139.370	135.640	143.882	138.022	
15	T	3.8792	3.3815	4.2120	4.0927	3.8292	4.7710	4.3677	4.0308	32.5641	
	S	149.574	128.238	123.673	139.106	148.856	138.479	134.562	143.272	138.189	
16	T	3.8825	3.3777	4.2938	4.1631	3.8398	4.7568	4.3266	4.0067	32.6470	
	S	149.447	128.382	121.317	136.753	148.445	138.892	135.840	144.134	137.838	
17	T	3.8742	3.3931	4.2693	4.1340	3.8395	4.6902	4.2842	3.9725	32.4570	
	S	149.767	127.799	122.013	137.716	148.457	140.864	137.185	145.374	138.645	
18	T	3.8397	3.3763	4.3767	4.1920	3.8576	4.6948	4.3037	3.9950	32.6358	
	S	151.113	128.435	119.019	135.811	147.760	140.726	136.563	144.556	137.885	
19	T	3.8597	3.4033	4.2620	4.1154	3.8247	4.6949	4.2781	3.9715	32.4096	
	S	150.330	127.416	122.222	138.338	149.031	140.723	137.380	145.411	138.848	

Event: Mazda St. Louis Pro Mazda Oval Challenge  
Track: Gateway Motorsports Park  
Report: Section Data Report  
Session: Race

Round 14  
1.25 mile(s)  
Pro Mazda  
August 25, 2018



Section Data for Car 9 - Megennis, Robert (R)

Lap	T/SF to T1	T1 to SS1	SS1 to T2	T2 to BS	BS to T3	T3 to SS2	SS2 to T4	T4 to SF	Lap	PO to SF
20	T	3.8403	3.3534	4.3015	4.1281	3.8283	4.6918	4.3107	3.9858	32.4399
	S	151.089	129.312	121.099	137.913	148.891	140.816	136.341	144.889	138.718
21	T	3.8483	3.3657	4.3841	4.1593	3.8457	4.8135	4.3932	4.0222	32.8320
	S	150.775	128.840	118.818	136.878	148.217	137.256	133.781	143.578	137.061
22	T	3.8601	3.3640	4.2654	4.1176	3.8298	4.7399	4.3238	3.9775	32.4781
	S	150.314	128.905	122.124	138.265	148.833	139.387	135.928	145.192	138.555
23	T	3.8271	3.3399	4.3055	4.1360	3.8324	4.7090	4.2990	3.9685	32.4174
	S	151.610	129.835	120.987	137.649	148.732	140.302	136.713	145.521	138.814
24	T	3.8245	3.3560	4.3578	4.1629	3.8521	4.7577	4.3478	4.0003	32.6591
	S	151.713	129.212	119.535	136.760	147.971	138.866	135.178	144.364	137.787
25	T	3.8398	3.3628	4.2997	4.1273	3.8409	4.8199	4.3691	4.0291	32.6886
	S	151.109	128.951	121.150	137.940	148.403	137.074	134.519	143.332	137.663
26	T	3.8548	3.3705	4.3069	4.1081	3.8033	4.9401	4.5013	4.0620	32.9470
	S	150.521	128.656	120.948	138.584	149.870	133.739	130.568	142.171	136.583
27	T	3.8920	3.4136	4.2502	4.1210	3.8290	4.7343	4.3039	3.9878	32.5318
	S	149.082	127.032	122.561	138.150	148.864	139.552	136.557	144.817	138.326
28	T	3.8495	3.3853	4.2690	4.1325	3.8393	4.7503	4.2977	3.9715	32.4951
	S	150.728	128.094	122.021	137.766	148.465	139.082	136.754	145.411	138.482
29	T	3.8446	3.3614	4.3027	4.1490	3.8529	4.7604	4.3484	4.0114	32.6308
	S	150.920	129.005	121.066	137.218	147.941	138.787	135.159	143.965	137.907
30	T	3.8802	3.4078	4.2635	4.1209	3.8298	4.7690	4.3074	4.0038	32.5824
	S	149.535	127.248	122.179	138.154	148.833	138.537	136.446	144.238	138.111
31	T	3.8748	3.3560	4.2593	4.1127	3.8291	4.7797	4.3532	4.0107	32.5755
	S	149.744	129.212	122.299	138.429	148.860	138.227	135.010	143.990	138.141
32	T	3.8598	3.3505	4.2841	4.1187	3.7989	4.9454	4.4419	4.0655	32.8648
	S	150.326	129.424	121.591	138.228	150.043	133.595	132.314	142.049	136.925
33	T	3.9100	3.3891	4.2122	4.0919	3.8198	4.7246	4.3150	3.9989	32.4615
	S	148.396	127.950	123.667	139.133	149.222	139.839	136.206	144.415	138.626
34	T	3.8689	3.3855	4.2582	4.1129	3.8235	4.7012	4.2760	3.9818	32.4080
	S	149.972	128.086	122.331	138.423	149.078	140.535	137.448	145.035	138.855
35	T	3.8635	3.3752	4.3024	4.1448	3.8481	4.7823	4.3147	4.0007	32.6317
	S	150.182	128.477	121.074	137.357	148.125	138.151	136.215	144.350	137.903
36	T	3.8758	3.4032	4.2980	4.1381	3.8334	4.7569	4.3235	3.9923	32.6212
	S	149.705	127.420	121.198	137.580	148.693	138.889	135.938	144.653	137.947
37	T	3.8432	3.3370	4.3207	4.1526	3.8536	4.8141	4.3077	3.9975	32.6264
	S	150.975	129.948	120.561	137.099	147.914	137.239	136.436	144.465	137.925
38	T	3.8558	3.3927	4.2858	4.1284	3.8473	4.7172	4.2869	3.9560	32.4701
	S	150.482	127.815	121.543	137.903	148.156	140.058	137.098	145.981	138.589

Event: Mazda St. Louis Pro Mazda Oval Challenge  
Track: Gateway Motorsports Park  
Report: Section Data Report  
Session: Race

Round 14  
1.25 mile(s)  
Pro Mazda  
August 25, 2018



Section Data for Car 9 - Megennis, Robert (R)

Lap	T/SF to T1	T1 to SS1	SS1 to T2	T2 to BS	BS to T3	T3 to SS2	SS2 to T4	T4 to SF	Lap	PO to SF
39	T	3.8171	3.3466	4.3048	4.1230	3.8234	4.8355	4.3154	3.9779	32.5437
	S	152.007	129.575	121.007	138.083	149.082	136.632	136.193	145.177	138.276
40	T	3.8532	3.5921	4.3514	4.1238	3.7698	4.8273	4.4014	4.0486	32.9676
	S	150.583	120.719	119.711	138.057	151.202	136.864	133.532	142.642	136.498
41	T	3.8891	3.4183	4.3071	4.1452	3.8476	4.7873	4.3321	4.0215	32.7482
	S	149.193	126.857	120.942	137.344	148.144	138.007	135.668	143.603	137.412
42	T	3.8845	3.4212	4.2734	4.1297	3.8454	4.7371	4.2947	3.9998	32.5858
	S	149.370	126.750	121.896	137.859	148.229	139.470	136.849	144.382	138.097
43	T	3.8662	3.4061	4.2389	4.1185	3.8429	4.7873	4.3311	4.0252	32.6162
	S	150.077	127.312	122.888	138.234	148.325	138.007	135.699	143.471	137.968
44	T	3.8799	3.3768	4.2962	4.1393	3.8491	4.8045	4.3119	4.0076	32.6653
	S	149.547	128.416	121.249	137.540	148.087	137.513	136.304	144.101	137.761
45	T	3.8826	3.4121	4.3045	4.1424	3.8569	4.7687	4.3102	4.0056	32.6830
	S	149.443	127.088	121.015	137.437	147.787	138.545	136.357	144.173	137.686
46	T	3.8714	3.3859	4.2661	4.1187	3.8521	4.8022	4.3544	4.0239	32.6747
	S	149.875	128.071	122.104	138.228	147.971	137.579	134.973	143.517	137.721
47	T	3.8741	3.3923	4.2037	4.0797	3.8249	4.7612	4.3134	3.9775	32.4268
	S	149.771	127.830	123.917	139.549	149.024	138.764	136.256	145.192	138.774
48	T	3.8562	3.3990	4.2027	4.0966	3.8326	4.7515	4.3078	3.9842	32.4306
	S	150.466	127.578	123.946	138.973	148.724	139.047	136.433	144.948	138.758
49	T	3.8588	3.4068	4.2473	4.0902	3.8264	4.8094	4.3171	3.9988	32.5548
	S	150.365	127.286	122.645	139.191	148.965	137.373	136.139	144.418	138.228
50	T	3.8572	3.3698	4.2852	4.1091	3.8304	4.8014	4.3297	4.0012	32.5840
	S	150.427	128.683	121.560	138.551	148.810	137.602	135.743	144.332	138.105
51	T	3.8603	3.3890	4.3071	4.1312	3.8512	4.8085	4.3291	3.9879	32.6643
	S	150.306	127.954	120.942	137.809	148.006	137.399	135.762	144.813	137.765
52	T	3.8411	3.3815	4.2913	4.1242	3.8368	4.7004	4.2898	3.9640	32.4291
	S	151.058	128.238	121.387	138.043	148.561	140.559	137.006	145.686	138.764
53	T	3.8322	3.3466	4.2277	4.1083	3.8308	4.8391	4.3411	3.9847	32.5105
	S	151.408	129.575	123.213	138.578	148.794	136.530	135.387	144.929	138.417
54	T	3.8339	3.3731	4.3030	4.1155	3.8081	4.9925	4.4714	4.0491	32.9466
	S	151.341	128.557	121.057	138.335	149.681	132.335	131.441	142.624	136.585
55	T	3.9000	3.6257	4.3788	4.1260	3.8147	4.9852	4.4907	4.1006	33.4217
	S	148.776	119.601	118.962	137.983	149.422	132.529	130.877	140.833	134.643
56	T	5.1303	4.7077	5.7075	5.3469					
	S	113.098	92.112	91.267	106.476					

**Event:** Mazda St. Louis Pro Mazda Oval Challenge  
**Track:** Gateway Motorsports Park  
**Report:** Section Data Report  
**Session:** Race

**Round 14**  
**1.25 mile(s)**  
**Pro Mazda**  
**August 25, 2018**



**Section Data for Car 90 - Thompson, Parker (R)**

Lap	T/SF to T1	T1 to SS1	SS1 to T2	T2 to BS	BS to T3	T3 to SS2	SS2 to T4	T4 to SF	Lap	PO to SF	
1	T	4.5735	4.0515	4.6249	4.1868	3.8212	5.1403	4.7943	4.1909	35.3834	61.1812
	S	126.867	107.031	112.631	135.979	149.168	128.530	122.589	137.799	127.178	65.406
2	T	4.0091	3.7589	4.4777	4.1696	3.7825	5.1854	4.6668	4.1449	34.1949	
	S	144.728	115.363	116.334	136.540	150.694	127.412	125.938	139.328	131.599	
3	T	3.9725	3.7626	4.3721	4.1476	3.8101	5.0139	4.5047	4.0505	33.6340	
	S	146.061	115.249	119.144	137.264	149.602	131.770	130.470	142.575	133.793	
4	T	3.8966	3.6789	4.4323	4.1592	3.8419	5.0383	4.4836	4.0236	33.5544	
	S	148.906	117.871	117.526	136.882	148.364	131.132	131.084	143.528	134.111	
5	T	3.8651	3.7905	4.4509	4.1741	3.8325	5.0261	4.5105	4.1275	33.7772	
	S	150.120	114.401	117.035	136.393	148.728	131.450	130.302	139.915	133.226	
6	T	3.9745	3.6308	4.4075	4.2060	3.8516	5.0337	4.5286	4.1495	33.7822	
	S	145.987	119.433	118.187	135.359	147.990	131.252	129.781	139.173	133.206	
7	T	3.9821	3.6719	4.3884	4.2155	3.8822	5.0556	4.4779	4.1273	33.8009	
	S	145.709	118.096	118.701	135.054	146.824	130.683	131.251	139.922	133.133	
8	T	3.9604	3.6249	4.3103	4.1744	3.8815	4.9848	4.4615	4.1093	33.5071	
	S	146.507	119.627	120.852	136.383	146.850	132.539	131.733	140.535	134.300	
9	T	3.9587	3.6493	4.3094	4.1727	3.8851	4.9738	4.4537	4.1083	33.5110	
	S	146.570	118.827	120.877	136.439	146.714	132.832	131.964	140.569	134.284	
10	T	3.9465	3.6202	4.3236	4.1767	3.8855	4.8978	4.4262	4.1142	33.3907	
	S	147.023	119.782	120.480	136.308	146.699	134.894	132.784	140.368	134.768	
11	T	3.9613	3.6287	4.3618	4.2028	3.9058	4.8556	4.4615	4.1235	33.5010	
	S	146.474	119.502	119.425	135.462	145.937	136.066	131.733	140.051	134.324	
12	T	3.9572	3.6148	4.3041	4.1760	3.8980	4.8340	4.4414	4.1100	33.3355	
	S	146.626	119.961	121.026	136.331	146.229	136.674	132.329	140.511	134.991	
13	T	3.9484	3.5488	4.2503	4.1427	3.8778	4.7761	4.3880	4.0757	33.0078	
	S	146.953	122.192	122.558	137.427	146.991	138.331	133.940	141.693	136.331	
14	T	3.9216	3.4782	4.2723	4.1602	3.8798	4.7807	4.3832	4.0778	32.9538	
	S	147.957	124.673	121.927	136.849	146.915	138.198	134.086	141.620	136.555	
15	T	3.9318	3.4983	4.2271	4.1222	3.8468	4.7414	4.3753	4.0748	32.8177	
	S	147.573	123.956	123.231	138.110	148.175	139.343	134.328	141.725	137.121	
16	T	3.9283	3.4515	4.2543	4.1321	3.8445	4.7092	4.3449	4.0596	32.7244	
	S	147.704	125.637	122.443	137.779	148.264	140.296	135.268	142.255	137.512	
17	T	3.9258	3.4816	4.2814	4.1599	3.8668	4.7419	4.3512	4.0451	32.8537	
	S	147.798	124.551	121.668	136.859	147.409	139.329	135.072	142.765	136.971	
18	T	3.9093	3.4748	4.2809	4.1625	3.8784	4.7459	4.3610	4.0597	32.8725	
	S	148.422	124.795	121.682	136.773	146.968	139.211	134.769	142.252	136.893	
19	T	3.9132	3.4518	4.2972	4.1520	3.8649	4.8411	4.3984	4.0721	32.9907	
	S	148.274	125.626	121.221	137.119	147.481	136.473	133.623	141.819	136.402	



Event: Mazda St. Louis Pro Mazda Oval Challenge  
Track: Gateway Motorsports Park  
Report: Section Data Report  
Session: Race

Round 14  
1.25 mile(s)



Pro Mazda  
August 25, 2018

Section Data for Car 90 - Thompson, Parker (R)

Lap	T/SF to T1	T1 to SS1	SS1 to T2	T2 to BS	BS to T3	T3 to SS2	SS2 to T4	T4 to SF	Lap	PO to SF
20	T	3.9224	3.5291	4.2918	4.1386	3.8597	4.8920	4.7132	4.2008	33.5476
	S	147.927	122.874	121.373	137.563	147.680	135.054	124.698	137.474	134.138
21	T	4.0011	3.6196	4.3182	4.1735	3.8853	4.8068	4.3781	4.0463	33.2289
	S	145.017	119.802	120.631	136.413	146.707	137.447	134.243	142.723	135.424
22	T	3.9041	3.4960	4.2380	4.1185	3.8497	4.7574	4.3577	4.0516	32.7730
	S	148.620	124.038	122.914	138.234	148.063	138.875	134.871	142.536	137.308
23	T	3.8941	3.5440	4.3789	4.2027	3.8954	4.8188	4.3830	4.0520	33.1689
	S	149.002	122.358	118.959	135.465	146.326	137.105	134.092	142.522	135.669
24	T	3.8956	3.4823	4.2569	4.1145	3.8431	4.7398	4.3709	4.0427	32.7458
	S	148.944	124.526	122.368	138.369	148.318	139.390	134.464	142.850	137.422
25	T	3.8754	3.4756	4.2691	4.1184	3.8345	4.7452	4.3689	4.0033	32.6904
	S	149.721	124.766	122.018	138.238	148.650	139.232	134.525	144.256	137.655
26	T	3.8489	3.5222	4.3216	4.1215	3.8264	4.7552	4.4730	4.0495	32.9183
	S	150.751	123.115	120.536	138.134	148.965	138.939	131.394	142.610	136.702
27	T	3.8638	3.5551	4.3367	4.1395	3.8147	4.7864	4.4999	4.0940	33.0901
	S	150.170	121.976	120.116	137.533	149.422	138.033	130.609	141.060	135.992
28	T	3.8997	3.4591	4.2876	4.1060	3.8004	4.7871	4.4024	4.0198	32.7621
	S	148.788	125.361	121.492	138.655	149.984	138.013	133.502	143.664	137.354
29	T	3.8392	3.4989	4.4026	4.1635	3.8470	4.7407	4.3977	4.0346	32.9242
	S	151.132	123.935	118.319	136.740	148.167	139.364	133.644	143.137	136.678
30	T	3.8728	3.5617	4.3194	4.1221	3.8088	4.7104	4.4375	4.0459	32.8786
	S	149.821	121.750	120.598	138.114	149.653	140.260	132.446	142.737	136.867
31	T	3.8745	3.5639	4.3672	4.1597	3.8371	4.7524	4.4003	4.0498	33.0049
	S	149.755	121.675	119.278	136.865	148.550	139.021	133.565	142.600	136.343
32	T	3.8824	3.5381	4.3919	4.1808	3.8569	4.7362	4.3959	4.0385	33.0207
	S	149.451	122.562	118.607	136.174	147.787	139.496	133.699	142.999	136.278
33	T	3.8644	3.4600	4.2691	4.1069	3.8308	4.7097	4.3165	3.9929	32.5503
	S	150.147	125.328	122.018	138.625	148.794	140.281	136.158	144.632	138.248
34	T	3.8428	3.5078	4.3010	4.1351	3.8277	4.6901	4.3311	3.9915	32.6271
	S	150.991	123.621	121.113	137.679	148.914	140.867	135.699	144.682	137.922
35	T	3.8436	3.4794	4.2958	4.1151	3.8130	4.7208	4.3463	3.9852	32.5992
	S	150.959	124.630	121.260	138.349	149.489	139.951	135.225	144.911	138.040
36	T	3.7892	3.4838	4.2897	4.1382	3.8360	4.6963	4.3428	4.0344	32.6104
	S	153.127	124.472	121.433	137.576	148.592	140.681	135.334	143.144	137.993
37	T	3.8744	3.4684	4.2460	4.1184	3.8387	4.7853	4.4039	4.0094	32.7445
	S	149.759	125.025	122.682	138.238	148.488	138.065	133.456	144.037	137.428
38	T	3.8320	3.5015	4.3023	4.1323	3.8219	4.7748	4.3968	4.0046	32.7662
	S	151.416	123.843	121.077	137.773	149.140	138.368	133.672	144.209	137.337



Event: Mazda St. Louis Pro Mazda Oval Challenge  
 Track: Gateway Motorsports Park  
 Report: Section Data Report  
 Session: Race

Round 14  
 1.25 mile(s)  
 Pro Mazda  
 August 25, 2018



Section Data for Car 90 - Thompson, Parker (R)

Lap	T/SF to T1	T1 to SS1	SS1 to T2	T2 to BS	BS to T3	T3 to SS2	SS2 to T4	T4 to SF	Lap	PO to SF
39	T	3.8159	3.6189	4.5088	4.2821	3.9274	5.0502	4.4558	4.0546	33.7137
	S	152.055	119.825	115.532	132.953	145.134	130.823	131.902	142.431	133.477
40	T	3.8551	3.5158	4.2733	4.1141	3.7921	4.8394	4.4313	4.0386	32.8597
	S	150.509	123.339	121.899	138.382	150.312	136.521	132.631	142.995	136.946
41	T	3.8551	3.5204	4.3033	4.1233	3.8000	4.8114	4.4203	3.9923	32.8261
	S	150.509	123.178	121.049	138.073	150.000	137.316	132.961	144.653	137.086
42	T	3.8128	3.5890	4.4890	4.1938	3.8499	4.8026	4.5064	4.0469	33.2904
	S	152.179	120.824	116.041	135.752	148.056	137.568	130.421	142.702	135.174
43	T	3.8569	3.6083	4.4315	4.1994	3.8743	4.7595	4.4268	4.0643	33.2210
	S	150.439	120.177	117.547	135.571	147.123	138.813	132.766	142.091	135.456
44	T	3.8765	3.5350	4.3599	4.1595	3.8263	4.9937	4.4535	4.0589	33.2633
	S	149.678	122.669	119.477	136.872	148.969	132.303	131.970	142.280	135.284
45	T	3.8782	3.5132	4.2883	4.0948	3.8487	4.8567	4.4187	4.1105	33.0091
	S	149.613	123.431	121.472	139.034	148.102	136.035	133.009	140.494	136.326
46	T	3.9519	3.4354	4.1591	4.0829	3.8610	4.6579	4.3095	4.0343	32.4920
	S	146.822	126.226	125.246	139.440	147.630	141.841	136.379	143.148	138.496
47	T	3.9083	3.4223	4.1597	4.0988	3.8644	4.6233	4.2775	4.0162	32.3705
	S	148.460	126.709	125.228	138.899	147.500	142.903	137.400	143.793	139.015
48	T	3.8912	3.3702	4.1360	4.0587	3.8364	4.5874	4.2593	4.0025	32.1417
	S	149.113	128.668	125.945	140.271	148.577	144.021	137.987	144.285	140.005
49	T	3.8854	3.3738	4.1157	4.0608	3.8344	4.5859	4.2556	3.9981	32.1097
	S	149.335	128.531	126.566	140.199	148.654	144.068	138.107	144.444	140.145
50	T	3.8761	3.4260	4.1956	4.1025	3.8534	4.6860	4.3292	4.0262	32.4950
	S	149.694	126.572	124.156	138.773	147.921	140.991	135.759	143.435	138.483
51	T	3.8820	3.4432	4.1853	4.1068	3.8620	4.6197	4.2647	3.9930	32.3567
	S	149.466	125.940	124.462	138.628	147.592	143.014	137.812	144.628	139.075
52	T	3.8626	3.3807	4.2194	4.1015	3.8352	4.6909	4.3214	4.0054	32.4171
	S	150.217	128.268	123.456	138.807	148.623	140.843	136.004	144.180	138.816
53	T	3.8562	3.4490	4.2381	4.0997	3.7885	4.7783	4.3211	4.0164	32.5473
	S	150.466	125.728	122.911	138.868	150.455	138.267	136.013	143.785	138.260
54	T	3.8901	3.3937	4.1715	4.0943	3.8456	4.6016	4.2555	3.9659	32.2182
	S	149.155	127.777	124.873	139.051	148.221	143.577	138.110	145.616	139.673
55	T	3.8647	3.3738	4.1490	4.0595	3.8091	4.6395	4.2612	3.9651	32.1219
	S	150.135	128.531	125.551	140.243	149.642	142.404	137.925	145.646	140.091
56	T	4.0558								
	S	143.061								

**Event:** Mazda St. Louis Pro Mazda Oval Challenge

**Track:** Gateway Motorsports Park

**Report:** Section Data Report

**Session:** Race

**Round 14**

**1.25 mile(s)**








**Pro Mazda**

**August 25, 2018**

**Section Data for Car**

**Report Support Information**

Section Legend	
Name	Length
SF to T1	0.161174 miles
T1 to SS1	0.120455 miles
SS1 to T2	0.144697 miles
T2 to BS	0.158144 miles
BS to T3	0.158333 miles
T3 to SS2	0.183523 miles
SS2 to T4	0.163258 miles
T4 to SF	0.160417 miles
T1 to T2	0.265152 miles
T2 to T3	0.316477 miles
T3 to T4	0.346780 miles
Lap	1.250000 miles
PI to PO	0.297538 miles
PO to SF	1.111553 miles
SF to PI	1.089583 miles
PO to T2	0.287879 miles
T3 to PI	0.346780 miles
PO to PI	0.951136 miles

Color Legend	
	Fastest Lap
	Section Under Caution
	Section Under Green
	Section Time Data
	Section Speed Data

